



Bajaj Auto Limited
Akurdi Pune 411 035 India

Spare Parts Catalogue



Notice

All information contained in this manual is based on the latest product information at the time of publication. Bajaj Auto Limited accepts no liability for any inaccuracies or omissions in this publication, although every possible care has been taken to make it as complete and accurate as possible. All procedures and specifications subject to change without prior notice. The right is reserved to make such changes at any time without prior notice and without incurring an obligation to make such changes to product manufactured previously. Contact your authorized Bajaj Dealer for the latest information on product improvements incorporated after this manual was issued.

DOC. NO.: XXXXXXXX

REV. Jan. 2019

Copy rights : All rights reserved. No part of this publicatin may be reproduced, stored in a retrival system, Or transmitted in any form or by any means, electromic mechanical photocopying, recording or otherwise, without the prior written permission of Bajaj Auto LTD.

Foreword

We have pleasure in presenting the Spare Parts Catalogue for 'Pulsar 200 NS' Motorcycle. This catalogue has been specially designed to assist you in selecting the correct parts for procurement to maintain 100% availability.

The Bajaj spares are subjected to the stringent quality control standards to ensure longer life of the vehicle. It is therefore necessary that only the Genuine Bajaj Spares are used.

In a continual effort to improve Performance and Efficiency of the vehicles, Specifications, Diagrams, Illustrations and Part Numbers can change without notice. Consequently, the description in this Spare Parts Catalogue cannot therefore be final and binding on us.

The modifications / alterations which are carried out after the issue of this catalogue, will be conveyed to you through our Service Circulars. You are requested to make necessary corrections in the Parts Catalogue as per the circulars so as to keep your catalogue up-to-date. This will ensure the appropriate and speedy delivery of the Spare Parts as the order placed will bear the latest part numbers.

In case, if you need any technical assistance contact the concerned Regional Office or write to us on the following address :

Bajaj Auto Limited
Service Department
Akurdi, Pune 411 035 India
Phone : 020-27406557
Fax : 020-27407385

Instructions

1. How to Read the Catalogue : Open the catalogue and from the pictorial index locate the group in which the part you want to find is present. Turn over to the concerned page number (as given by pictorial index). Now find out the figure of the part you wish to order. Write down the part number against that particular figure number from the text.

In case, if you have the part number and you need the other details, the part index can be used. The part index (at the end of the catalogue) will give you the figure and page number of the part you wish to order.

2. How to Order Spare Parts : The part number and the description of the part required should be invariably mentioned in the order as per the catalogue text.

The latest part number as conveyed through our service circulars should only appear on the order. In case of ordering painted components, colour shade of the components should be mentioned.

The quantity shown against the part number is the quantity per vehicle for that group so that particular quantity should be multiplied by the number of sets required.

3. Part Number System : We have used 8 digit system for part numbers. The model or hardware item is indicated by first two digits or alphanumeric, the next two or four digits indicate main group and the last four or two digits indicate serial number in main group or serial number or subgroup of fastener respectively. Thus the part numbers will be indicated by 2-2-4 or 2-4-2 digit system. Understanding this system will enable you to identify the spare parts easily.

4. Abbreviations : The following abbreviations are used in this catalogue.

Assly	Assembly	V	Volts
N.I.	Not illustrated	Cyl	CylinderComp.Complete
O/s	Over size	Fr.	Front
Rr.	Rear	Std.	Standard
L	Length	A/t.	Alternate
R.H.	Right hand	L.H.	Left hand
Hex.	Hexagonal	AR	As required
H ECU	Horizontal ECU	V ECU	Vertical ECU

Index



Plate No.	Description	Page No.
1	Cover Cylinder Head	2
2	Cylinder Head	4
3	Valve	6
4	Camshaft / Tensioner	8
5	Cylinder and Piston	10
6	Crankshaft	12
7	Transmission	14
8	Change Drum / Shift Fork	16
9	Gear Change Mechanism	18
10	Engine Assly / Crankcase RH	20
11	Crankcase LH	22
12	Balancer Idler Gear / Water Pump	24
13	Oil Pump	26
14	Radiator	28
15	Cover Clutch	30
16	Cover Magneto	32
17	Clutch Assly	34
18	Carburettor	36
19	Air Cleaner Complete	38
20	EVAP EURO IV	40
21	Silencer Assly	42
22	Starter Assly	44
23	Magneto, C.D.I. & H.T. Coil	46
24	Seat Assly / Seat Lock	48
25	Engine Mountings	50
26	Frame and Frame Fitting	52
27	Swing Arm / Rear Shock Absorber	54
28	Pillion Foot Rest / Holder	56
29	Mudguard- Front & Rear	58

Index



Plate No.	Description	Page No.
30	Stand Assembly	60
31	Tyre/ Tube / Rim	62
32	Front Hub Non ABS EURO III	64
33	Front Hub ABS EURO IV	66
34	Front Caliper Assly	68
35	Front Disc Brake	70
36	Anti Brake Lock System EURO IV	72
37	Rear Hub Non ABS EURO III	74
38	Rear Hub ABS EURO IV	76
39	Rear Disc Brake System	78
40	Rear Brake Pedal	80
41	Handle Bar Assly	82
42	Front Fork	84,86
43	Radiator Cover	88
44	Fuel Tank Assly	90
45	Fuel Pump Assly	92
46	Fittings - Petrol Tank Cover & Side Cover	94
47	Fittings - Cover Seat	96
48	Meter Assembly	98
49	Control Cables	100
50	Chain Case & Hugger Assembly	102
51	Belly Pan Mounting	104
52	Head Lamp & Fairing Fitting	106
53	Indicator Light Assly / Rear Number Plate Assly	108
54	Tail Lamp Fitment & Indicator	110
55	Electrical	112
56	Electrical	114
57	Tool Kit	116
58	Accessories / Grab Handle / Saree Guard	118
59	Painted Parts	119,121

Index

Plate No.	Description	Page No.
60	Decal Seat	123,125
	Kit List	127,132
	Amendment Sheet	133,134
	Part Index	135,150

Index

Plate No.	Description	Page No.
-----------	-------------	----------

Pictorial Index





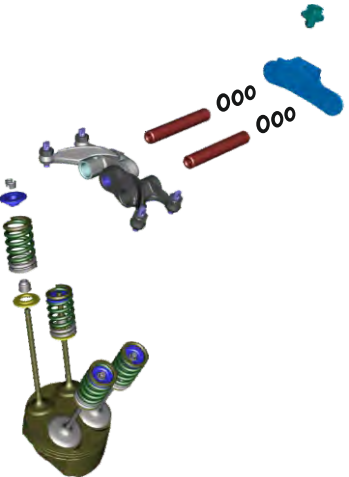

PLATE NO. : 1 COVER CYLINDER HEAD	PAGE NO. 1	PLATE NO. : 2 CYLINDER HEAD	PAGE NO. 3
			

PLATE NO. : 3 VALVE	PAGE NO. 5	PLATE NO. : 4 CAMSHAFT / TENSIONER	PAGE NO. 7
			

Pictorial Index



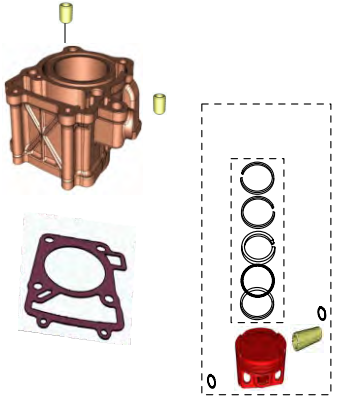
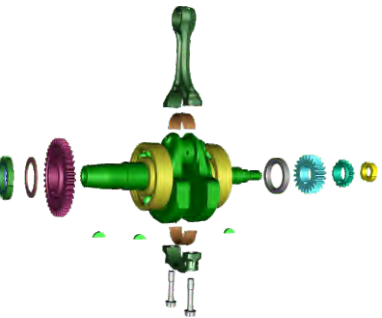


PLATE NO. : 5 CYLINDER & PISTON	PAGE NO. 9	PLATE NO. : 6 CRANKSHAFT	PAGE NO. 11
			

PLATE NO. : 7 TRANSMISSION	PAGE NO. 13	PLATE NO. : 8 CHANGE DRUM / SHIFT FORK	PAGE NO. 15
			

Pictorial Index



PLATE NO. : 9 GEAR CHANGE MECHANISM	PAGE NO. 17	PLATE NO. : 10 ENGINE ASSLY & CRANKCASE RH	PAGE NO. 19

PLATE NO. : 11 CRANKCASE LH	PAGE NO. 21	PLATE NO. : 12 BALANCER IDLER GEAR/WATER PUMP	PAGE NO. 23

Pictorial Index



PLATE NO. : 13 OIL PUMP	PAGE NO. 25	PLATE NO. : 14 RADIATOR	PAGE NO. 27

PLATE NO. : 15 COVER CLUTCH	PAGE NO. 29	PLATE NO. : 16 COVER MAGNETO	PAGE NO. 31

Pictorial Index



PLATE NO. : 17
CLUTCH ASSEMBLY

PAGE NO.
33

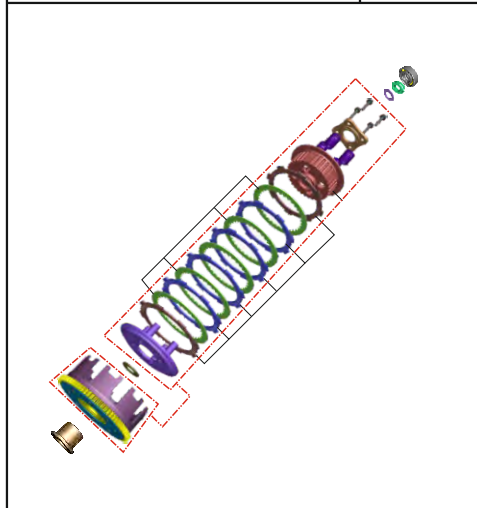


PLATE NO. : 18
THROTTLE BODY

PAGE NO.
35

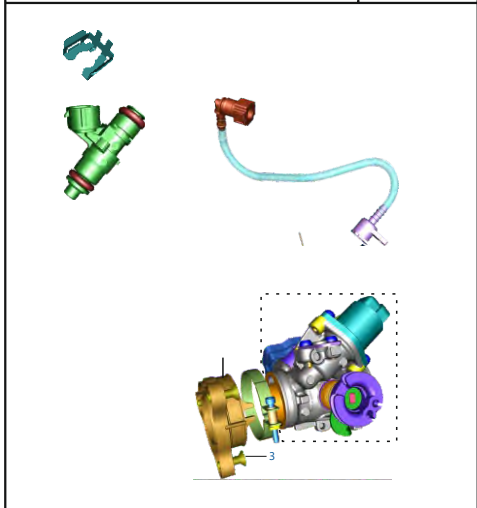


PLATE NO. : 19
AIR CLEANER COMPLETE

PAGE NO.
37

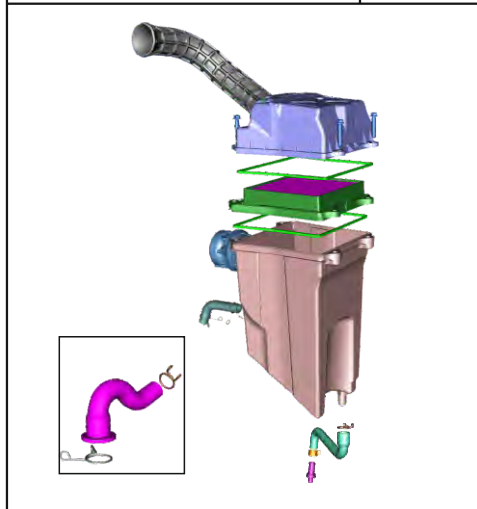
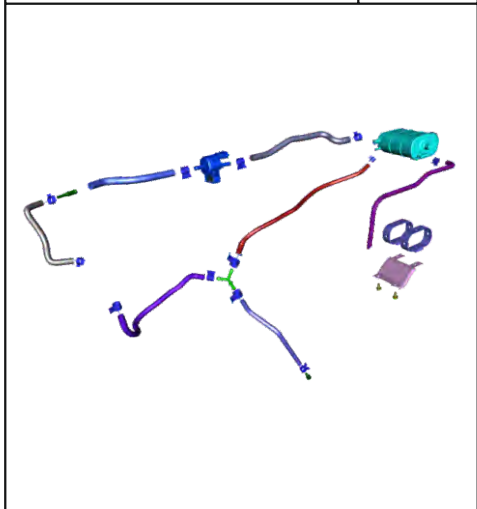


PLATE NO. : 20
MECHANISM EVAP

PAGE NO.
39



Pictorial Index



PLATE NO. : 21
SILENCER ASSEMBLY

PAGE NO.
41

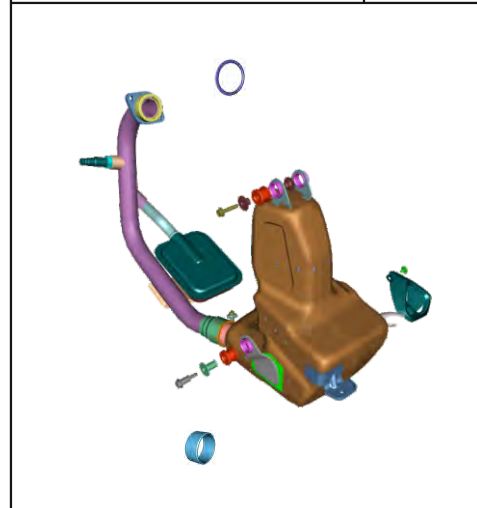


PLATE NO. : 22
STARTER ASSEMBLY

PAGE NO.
43

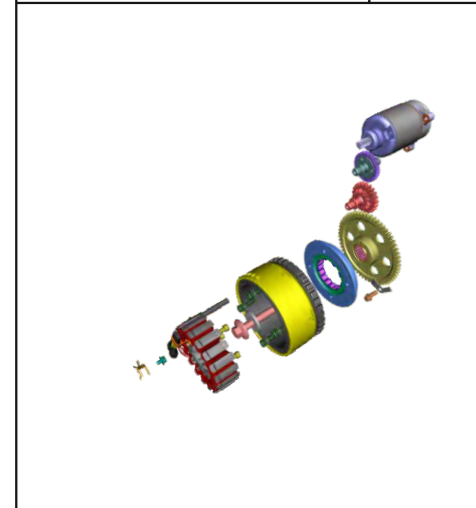


PLATE NO. : 23
REGULATOR ASSEMBLY , IGNITION COIL

PAGE NO.
45

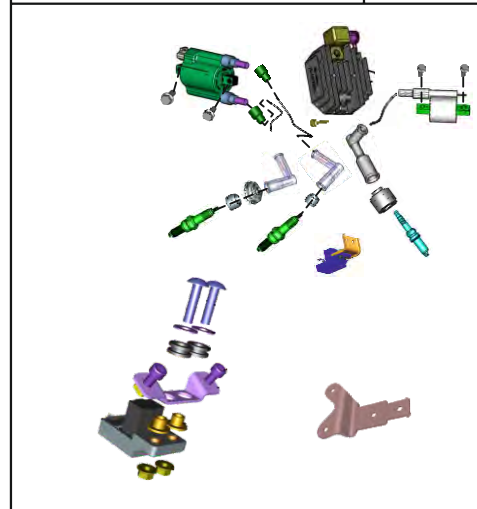
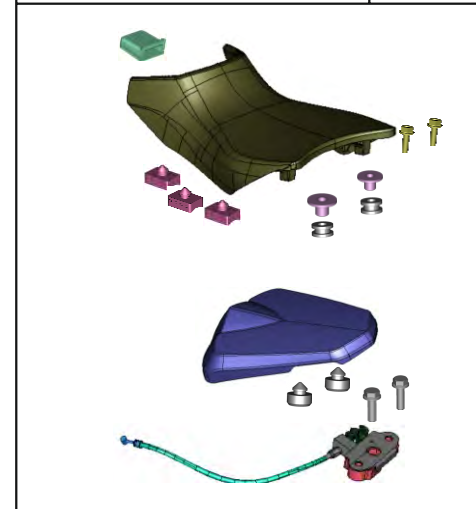


PLATE NO. : 24
SEAT ASSEMBLY, SEAT LOCK

PAGE NO.
47



Pictorial Index



PLATE NO. : 25 ENGINE MOUNTINGS	PAGE NO. 49
------------------------------------	----------------

PLATE NO. : 26 FRAME AND FRAME FITTINGS	PAGE NO. 51
--	----------------

PLATE NO. : 27 SWING ARM/REAR SHOCK ABSORBER	PAGE NO. 53
---	----------------

PENTING - INFORMASI RANTAI ROLLA
 Sebelum melaksanakan servis, pastikan selalu menggunakan rantai yang sesuai dengan spesifikasi yang tertera pada buku petunjuk servis. Untuk informasi lebih lanjut, silakan hubungi dealer resmi Yamaha.

PLATE NO. : 28 PILLION FOOT REST / HOLDER	PAGE NO. 55
--	----------------

Pictorial Index



PLATE NO. : 29 MUD GUARD - FRONT & REAR	PAGE NO. 57
--	----------------

PLATE NO. : 30 STAND ASSEMBLY	PAGE NO. 59
----------------------------------	----------------

PLATE NO. : 31 TUBE / TYRE / RIM	PAGE NO. 61
-------------------------------------	----------------

PLATE NO. : 32 FRONT HUB NON ABS EURO III	PAGE NO. 63
--	----------------

Pictorial Index



PLATE NO. : 33
FRONT HUB ABS EURO IV

PAGE NO.
65

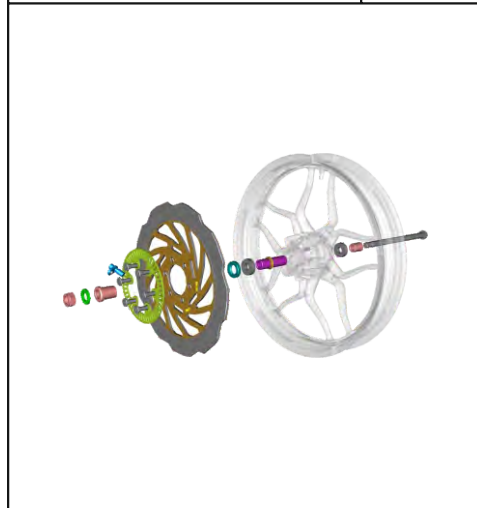


PLATE NO. : 34
FRONT MASTER CYLINDER

PAGE NO.
67

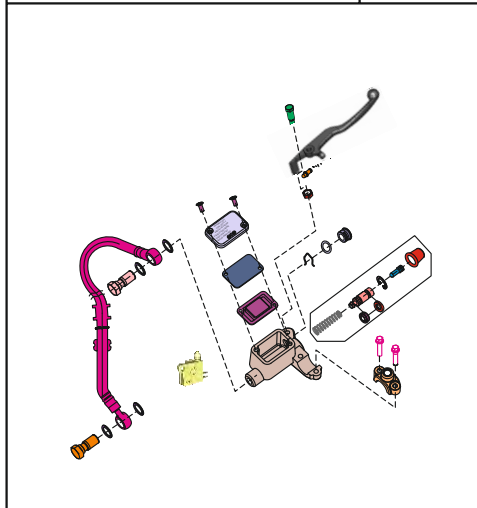


PLATE NO. : 35
FRONT DISC BRAKE

PAGE NO.
69

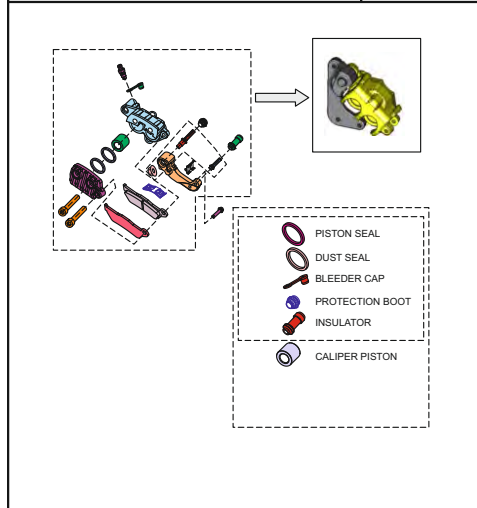
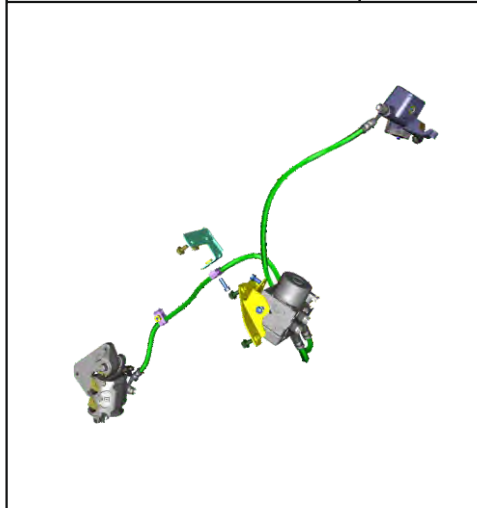


PLATE NO. : 36
ANTI BRAKE LOCK SYSTEM

PAGE NO.
71



Pictorial Index



PLATE NO. : 37
REAR HUB

PAGE NO.
73

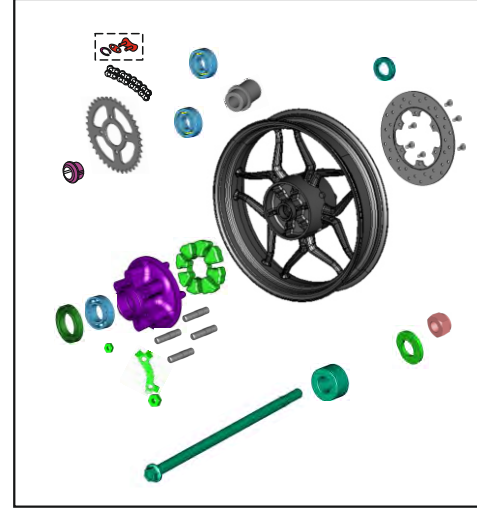


PLATE NO. : 38
REAR HUB

PAGE NO.
75

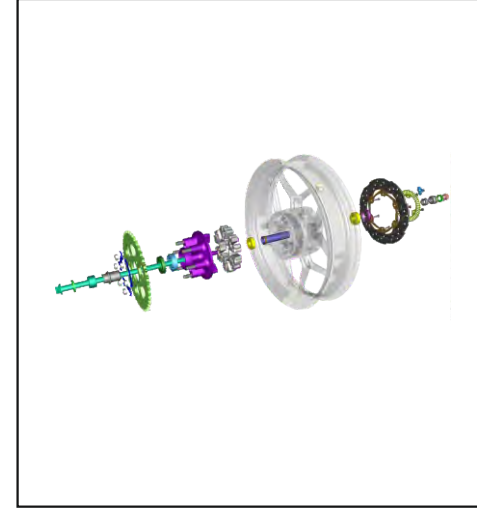


PLATE NO. : 39
REAR DISC BRAKE SYSTEM

PAGE NO.
77

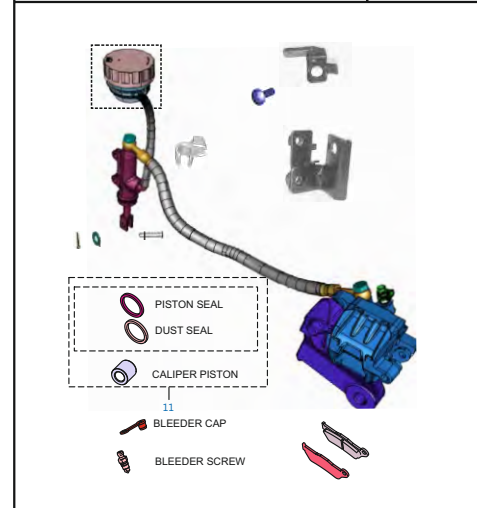
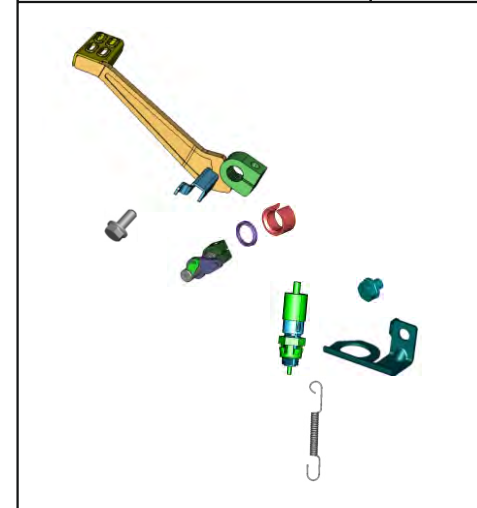


PLATE NO. : 40
REAR BRAKE PEDAL

PAGE NO.
79



Pictorial Index



PLATE NO. : 41 HANDLE BAR ASSEMBLY	PAGE NO. 81
---------------------------------------	----------------

PLATE NO. : 42 FRONT FORK	PAGE NO. 83, 85
------------------------------	--------------------

PLATE NO. : 43 RADIATOR COVERS	PAGE NO. 87
-----------------------------------	----------------

PLATE NO. : 44 FUEL TANK ASSEMBLY	PAGE NO. 89
--------------------------------------	----------------

Pictorial Index



PLATE NO. : 45 FUEL PUMP ASSEMBLY	PAGE NO. 91
--------------------------------------	----------------

PLATE NO. : 46 FITTINGS- PETROL TANK COVER & SIDE COVERS	PAGE NO. 93
--	----------------

PLATE NO. : 47 FITTINGS- SEAT COVERS	PAGE NO. 95
---	----------------

PLATE NO. : 48 METER ASSEMBLY	PAGE NO. 97
----------------------------------	----------------

Pictorial Index



PLATE NO. : 49 CONTROL CABLES	PAGE NO. 99

PLATE NO. : 50 CHAIN CASE & HUGGER ASSEMBLY	PAGE NO. 101

PLATE NO. : 51 BELLY PAN MOUNTING EURO IV	PAGE NO. 103

PLATE NO. : 52 HEADLAMP & FAIRING FITTINGS	PAGE NO. 105

Pictorial Index



PLATE NO. : 53 TAIL LAMP ASSLY / FRONT NUMBER PLATE	PAGE NO. 107

PLATE NO. : 54 TAIL LAMP ASSEMBLY	PAGE NO. 109

PLATE NO. : 55 ELECTRICAL	PAGE NO. 111

PLATE NO. : 56 ELECTRICAL	PAGE NO. 113

Pictorial Index



PLATE NO. : 57 TOOL KIT	PAGE NO. 115
----------------------------	-----------------

PLATE NO. : 58 ACCESSORIES / GRAB HANDLE	PAGE NO. 117
---	-----------------

PLATE NO. : 59 PAINTED PARTS EURO IV	PAGE NO. 119
---	-----------------

PLATE NO. : 59 PAINTED PARTS EURO IV	PAGE NO. 121
---	-----------------

Pictorial Index



PLATE NO. : 60 PAINTED PARTS	PAGE NO. 123
---------------------------------	-----------------

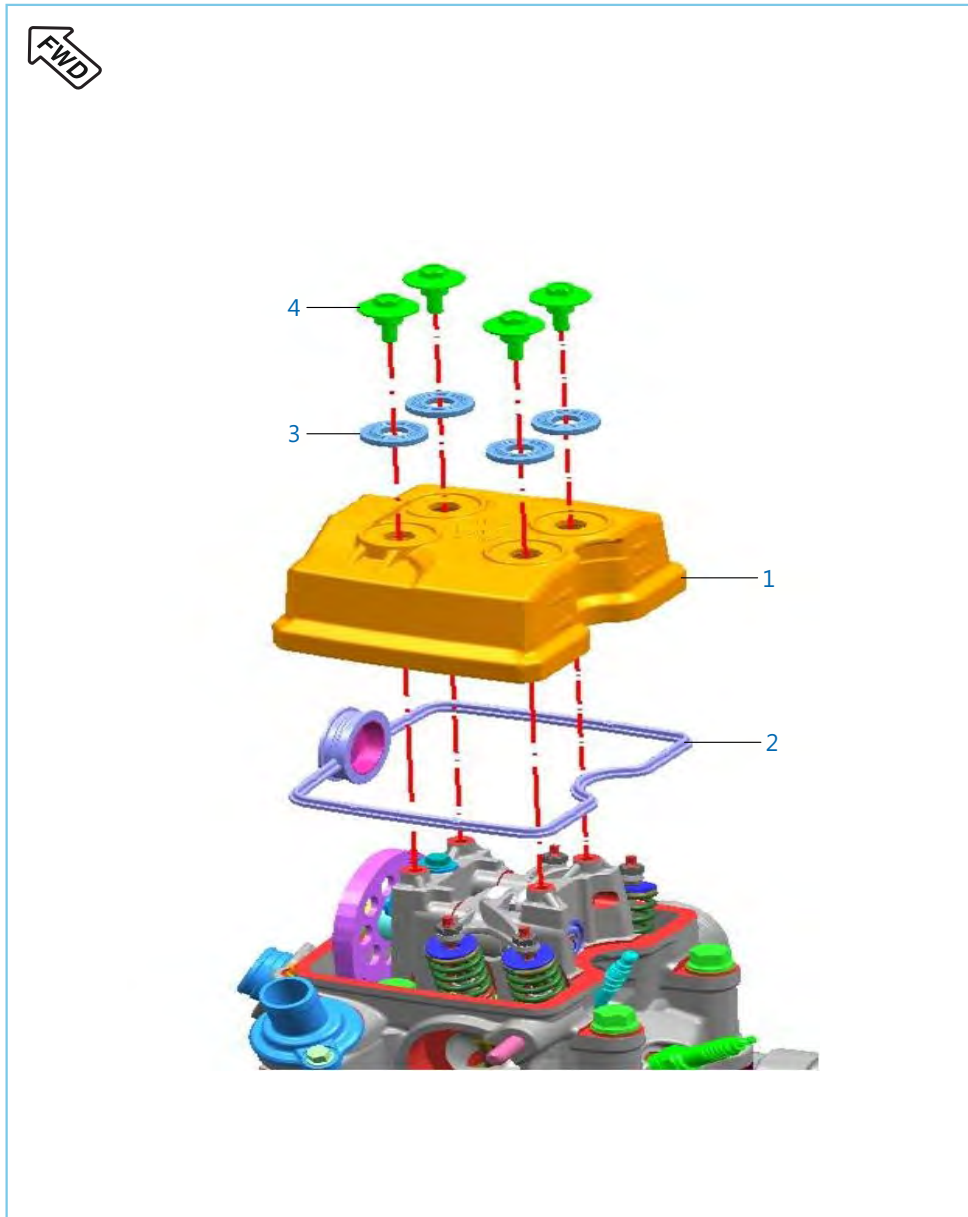
PLATE NO. : 60 PAINTED PARTS	PAGE NO. 125
---------------------------------	-----------------

--	--

--	--

Plate No.: 1

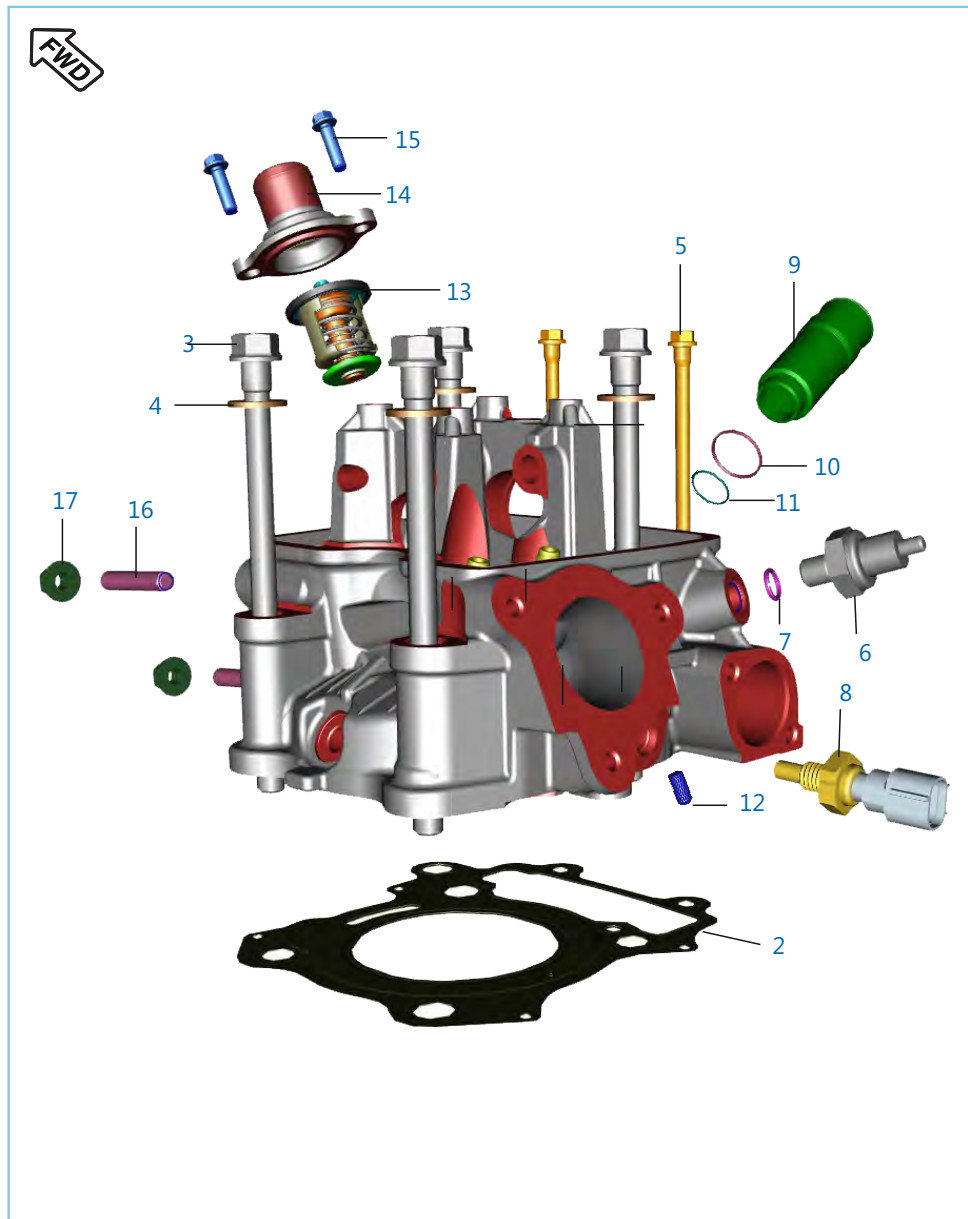
Cover Cylinder Head



No.	Part No.	Description	Qty.	Remarks
1	JL 5110 41	Cover Cylinder Head	1	
2	JL 5110 42	Gasket Head Cover(Rubber)	1	
3	JG 5110 21	Washer	4	
4	JG 5110 22	Bolt Special	4	

Plate No.: 2

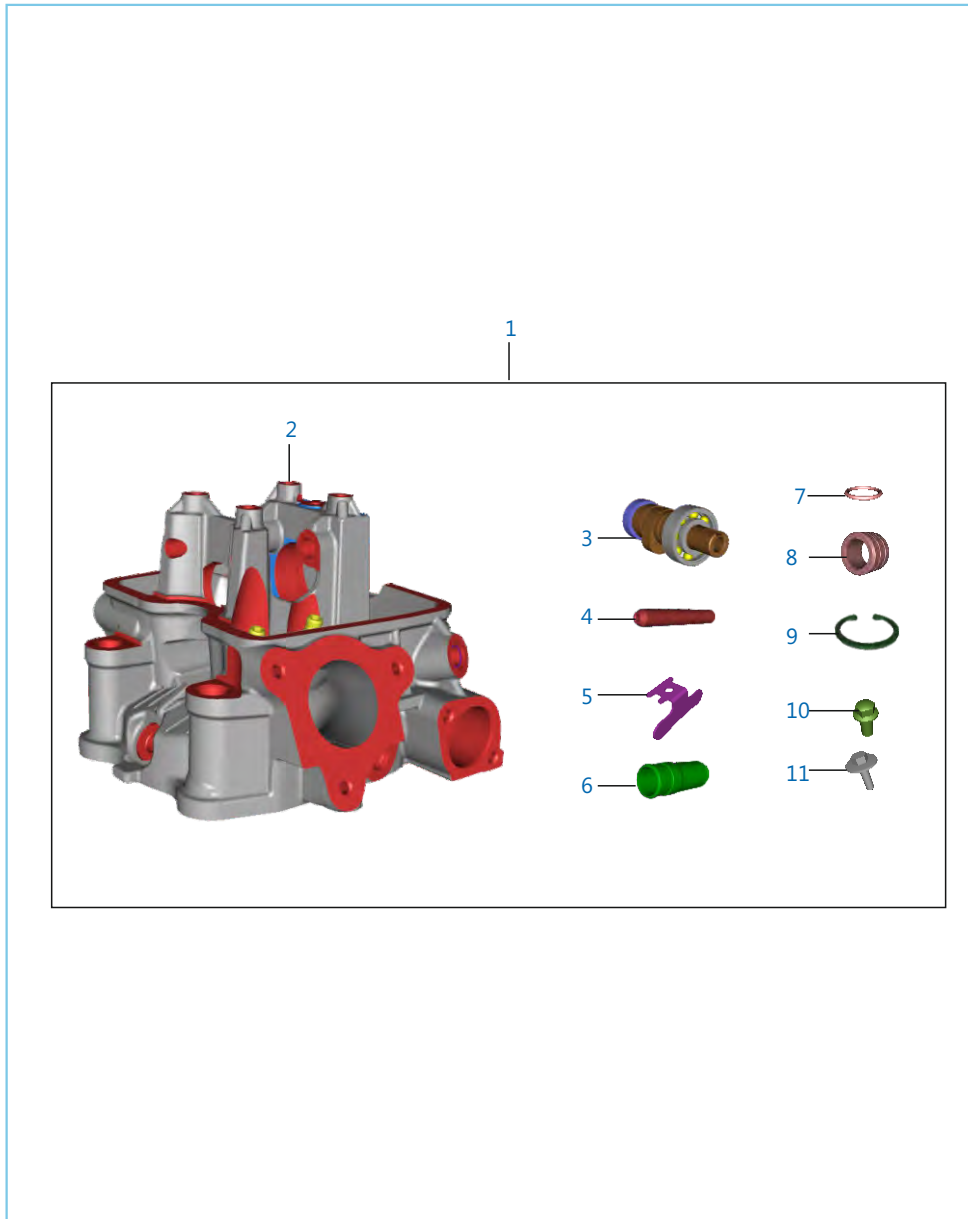
Cylinder Head



No.	Part No.	Description	Qty.	Remarks
1	36 DT00 32	Kit Cylinder Head	1	
	36 DT00 81	Kit Cyl Head(new Casting)	1	EURO III - Cir IB:303
1a	DT 5110 97	Head Cylinder Complete(new Casting)	1	EURO IV - Cir IB:303
2	JL 5110 22	Gasket Cylinder Head	1	
3	JG 5410 68	Hex Flange Head Bolt M10	4	
4	LD A000 08	Washer 11.2*20*2T	4	
5	JL 5110 09	M6 Stud Bolt	2	
6	DK 1012 25	Switch Oil Pressure	1	
7	DK 1013 40	O-Ring	1	
8	JG 3514 00	Coolant Water Temp Sensor	1	
9	JL 5112 19	Sleeve Spark Plug	1	
	JL 5111 12	Sleeve Spark Plug	1	EURO III / IV - Cir IB:303
10	39 1283 21	'O' Ring Sleeve	1	
11	39 2629 21	'O' Ring Sleeve	1	
	KJ AC18 24	O-Ring	1	EURO III / IV - Cir IB:303
12	39 2608 01	Grub Screw	1	
13	JL 6012 37	Thermostat Assembly	1	
14	JL 5110 29	Cover Thermostat	1	
15	KA EQ06 20	Bolt - Flange :- M6	2	
16	JG 5110 46	Stud (M8*1.25)	2	
17	LC G000 06	Nut Hex Flanged	2	

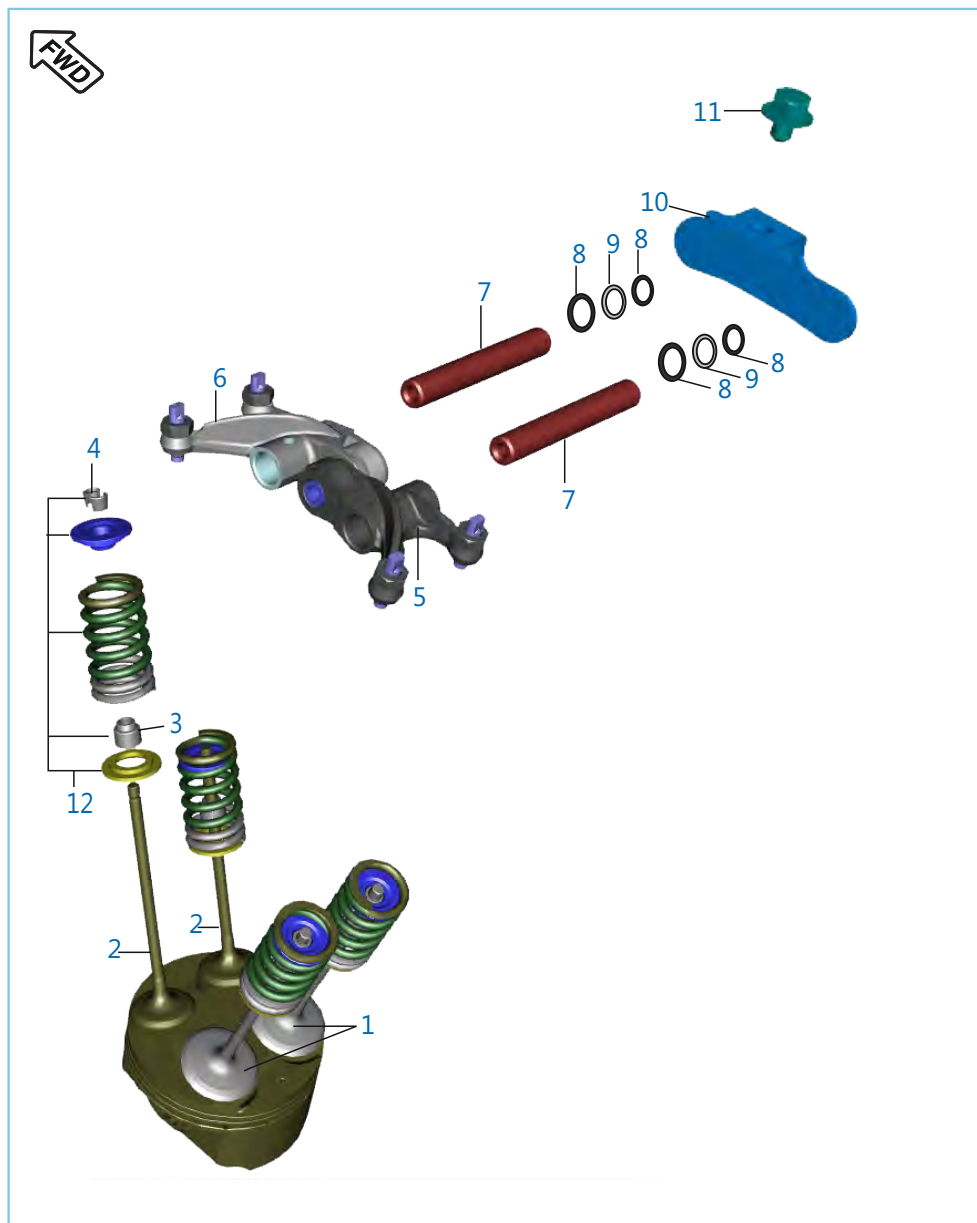
Plate No.: 2A

Cyl Head New Casting Circulars IB:303



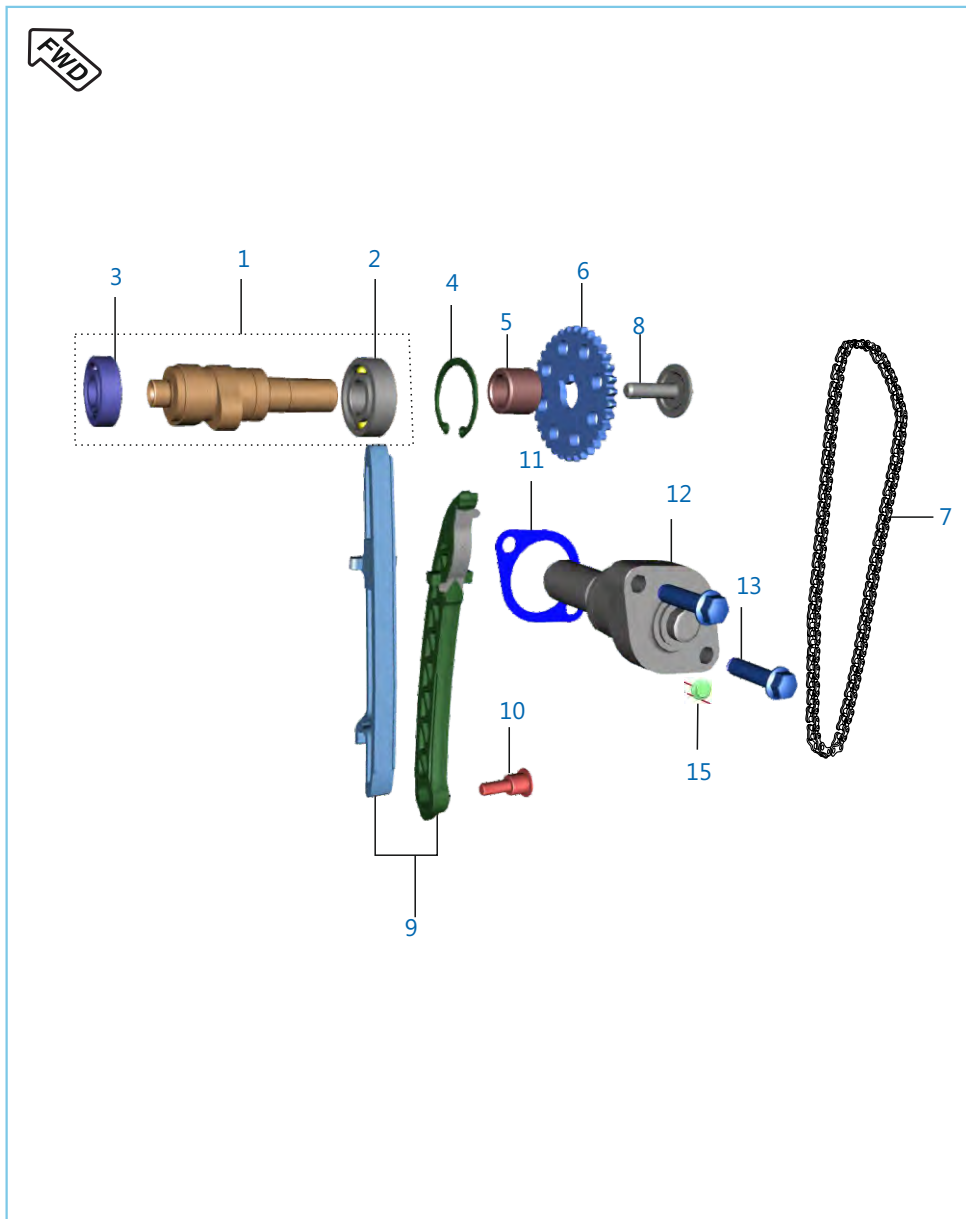
No.	Part No.	Description	Qty.	Remarks
1	36 DT00 81	Kit Cyl Head(new Casting)	1	
2	DT 5110 97	Head Cylinder Complete(new Casting)	1	
3	JL 5112 41	Camshaft Assembly	1	
4	JL 5112 49	Shaft Rocker Arm	2	
5	JL 5112 54	Plate Stopper Rocker Shaft	1	
6	JL 5111 12	Sleeve Spark Plug	1	
7	KJ AC18 24	O-ring	1	
8	JL 5112 50	Spacer Camshaft	1	
9	39 0594 17	Internal Circlip	1	
10	LA E000 14	Bolt Flanged	1	
11	JG 5112 69	Bolt Flange	1	

Valve



No.	Part No.	Description	Qty.	Remarks
1	JL 5110 10	Valve Intake	2	
2	JL 5110 11	Valve Exhaust	2	
3	39 2017 19	Seal - Oil	4	
4	DG 1010 29	Cotter Valve	8	
5	DT 5112 61	Assembly Rocker Arm Intake	1	
6	DT 5112 62	Assembly Rocker Arm Exhaust	1	
7	JL 5112 05	Rocker Arm Shaft	2	
	JL 5112 49	Shaft Rocker Arm	2	EURO III / IV - Cir IB:303
8	39 2440 11	Plain Wahser	4	
9	DH 1012 95	Wave Washer	2	
10	JF 5112 07	Plate Stopper Rocker Arm	1	
	JL 5112 54	Plate Stopper Rocker Shaft	1	EURO III / IV - Cir IB:303
11	LA E000 16	Bolt Flanged M5X0.8X6L-Precoated	1	
12	36 JL00 11	Valve Repair Kit	4	

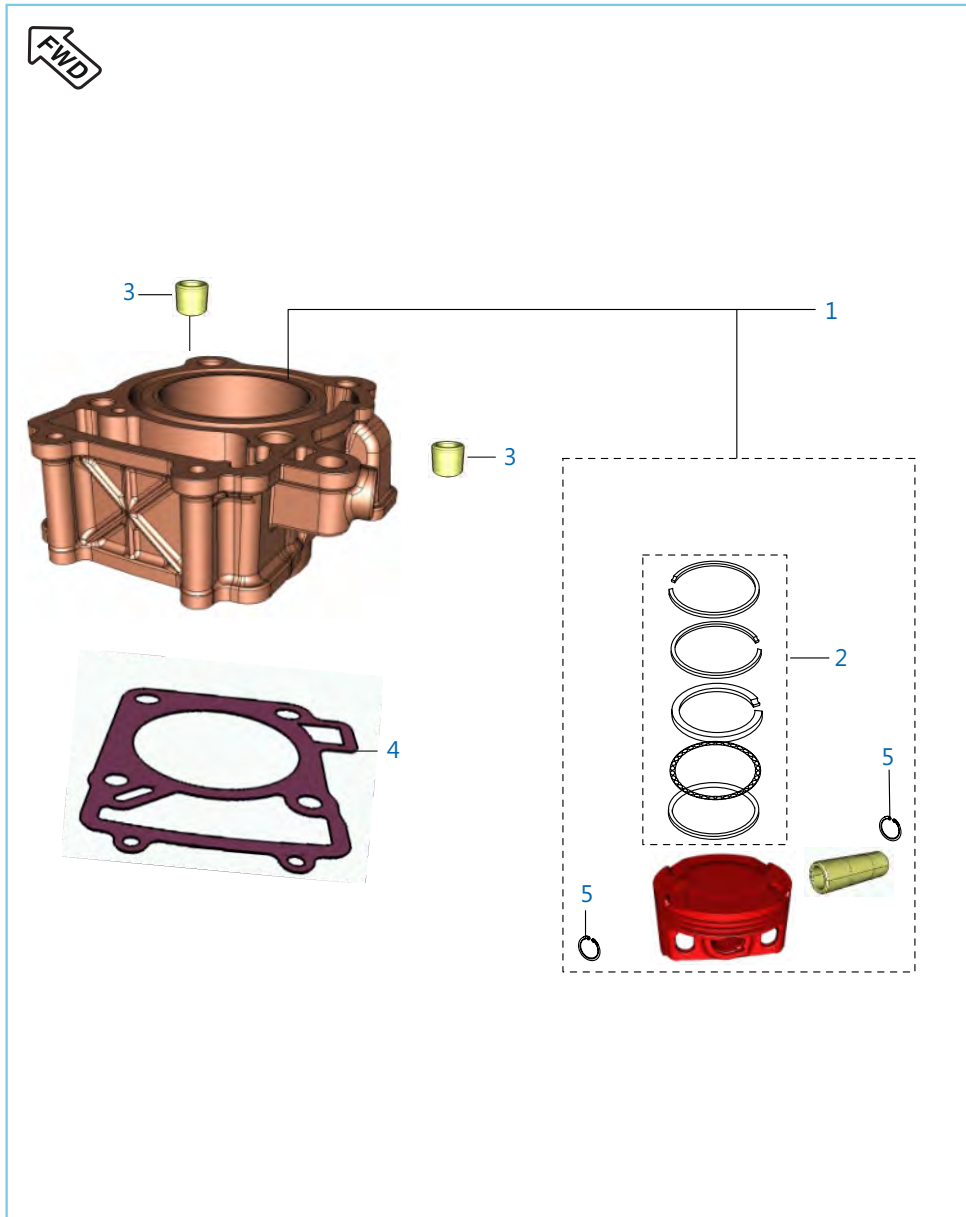
Camshaft / Tensioner



No.	Part No.	Description	Qty.	Remarks
1	DT 5112 39	Assembly Camshaft	1	
	JL 5112 41	Camshaft Assembly	1	EURO III / IV - Cir IB:303
2	AP 1012 36	Bearing - Ball :- 12 X 28 X 8	1	
3	JG 5312 20	Bearing - Ball 6202/HN3	1	
4	39 0594 17	Circlip - Internal	1	
5	JL 5112 21	Spacer Camshaft	1	
	JL 5112 50	Spacer Camshaft	1	EURO III / IV - Cir IB:303
6	JL 5112 20	Sprocket Camshaft	1	
7	JL 5112 22	Timing Chain	1	
8	DU 1012 25	Bolt Special Flanged (Camshaft)	1	
9	36 JL00 01	Kit Cam Chain Guide	1	
10	DH 1013 92	Chain Guide Pivot Bolt	1	
11	CS 1011 28	Gasket	1	
12	JC 1010 34	Tensioner Assembly	1	
13	KA DQ06 20	Bolt Hexagonal	2	
14	39 2669 21	Ring - O (Tensioner Bolt)	1	N.I.
15	JG 5112 70	Bolt Flanged M6X1X6L-Special	1	

Plate No.: 5

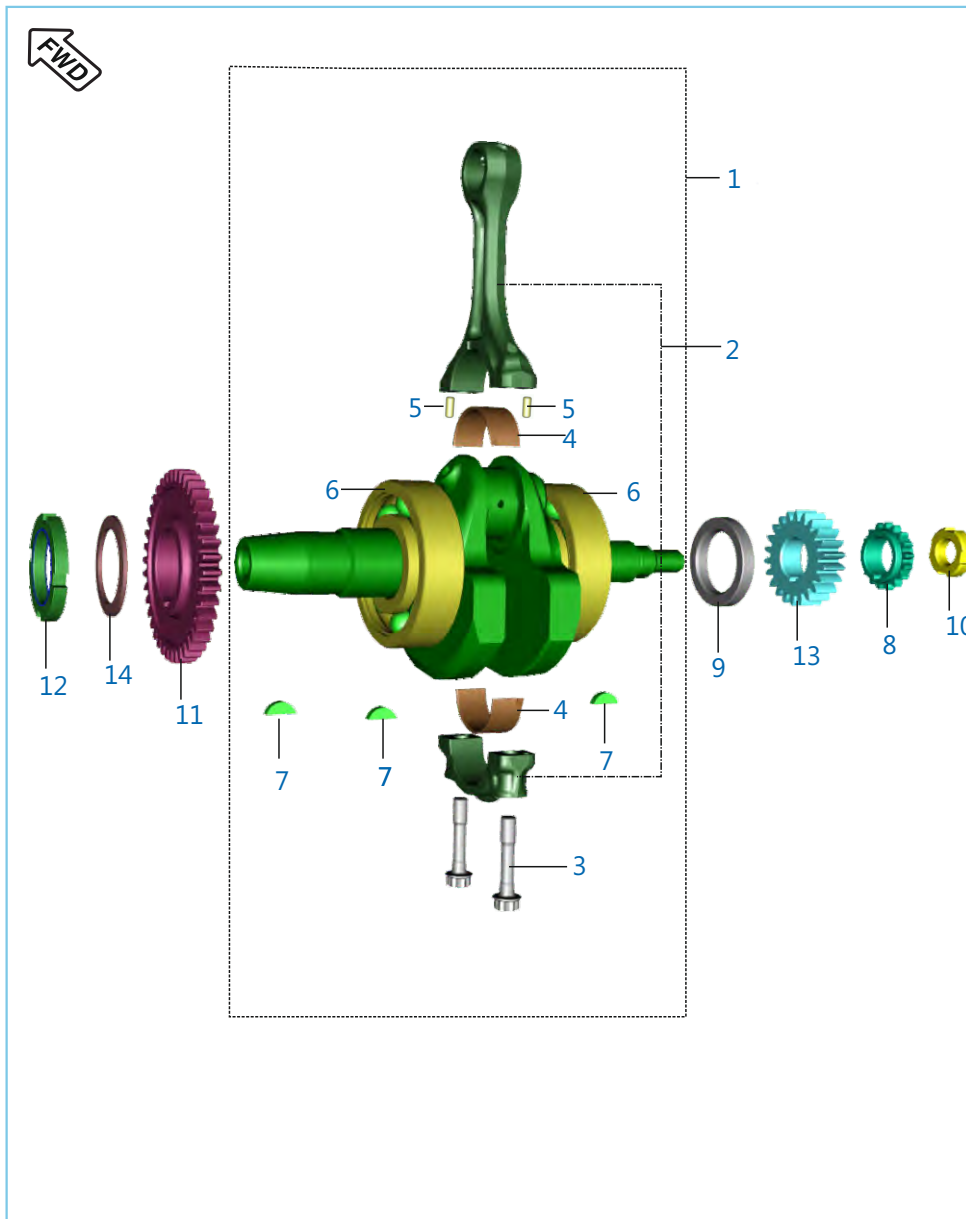
Cylinder and Piston



No.	Part No.	Description	Qty.	Remarks
1	36 JL00 07	Kit Asly Block Piston	1	
2	36 JU00 01	Kit Piston Ring	1	
3	39 2181 06	Pin - Hollow Dowel :- 14 X 20	2	
4	JL 5210 02	Gasket Cylinder Block	1	
5	39 2132 17	Ring - Snap	2	

Plate No.: 6

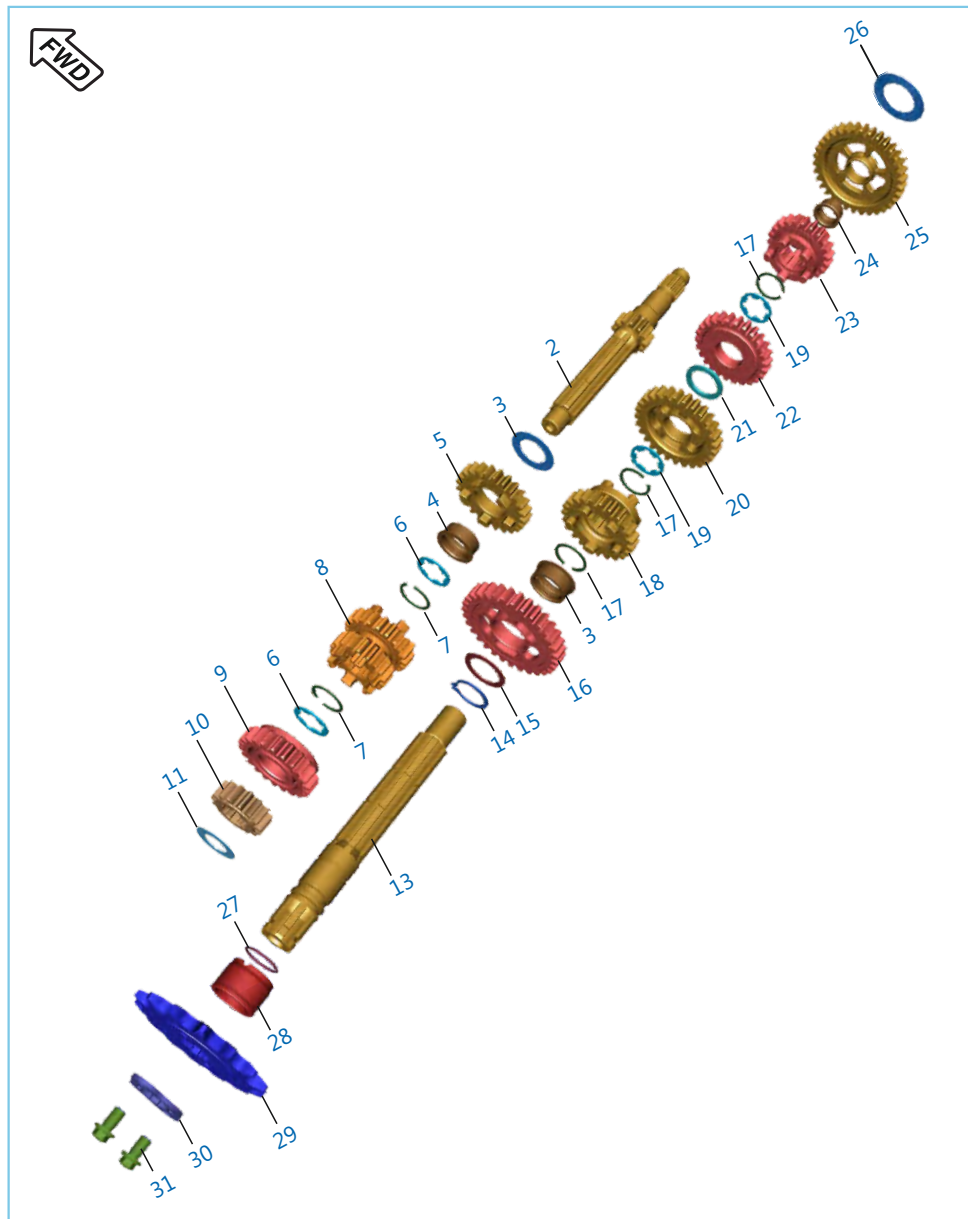
Crankshaft



No.	Part No.	Description	Qty.	Remarks
1	36 JU00 36	Kit Crankshaft Assembly	1	Consist 1 Qty of 39193120
2	JF 5310 07	Conrod Assly Compl	1	
3	JF 5310 14	Bolt (Jf Con Rod)	2	
4	JU 5310 21	Bush Big End	2	
5	39 2203 07	Pin - Parallel	2	
6	39 1931 20	Bearing - Ball : 28 X 68 X 18	1	
7	31 1011 73	Key-Woodruff	3	
8	JG 5310 27	Sprocket Crankshaft	1	
9	JG 5310 31	Spacer Crankshaft	1	
10	LC D000 01	Nut Sprocket Drive Lock	1	
11	JG 5310 41	Balancer Drive Gear	1	
12	JG 5310 40	Nut Balancer Drive Lock	1	
13	JG 5512 16	Gear Drive	1	
14	LD H000 02	Washer	1	

Plate No.: 7

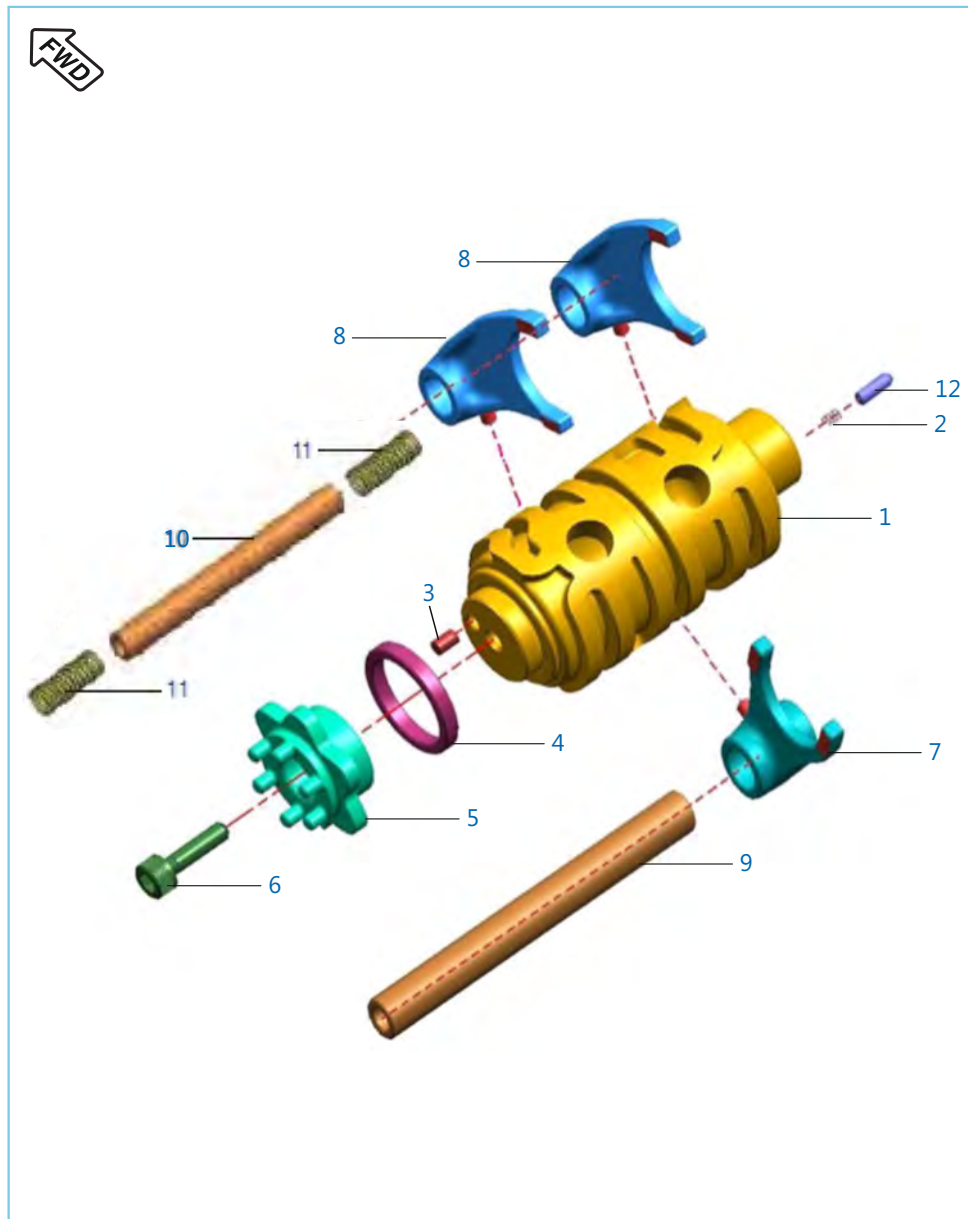
Transmission



No.	Part No.	Description	Qty.	Remarks
1	JG 5510 28	Shaft Input T/M Assly	1	N.I
2	JG 5510 27	Shaft Input T/M Comp	1	
3	39 2158 11	Washer - Plain	1	
4	JG 5510 13	Bush 6th Drive / Bush 2nd Driven	2	
5	JG 5512 13	Gear 6th Drive	1	
6	JG 5510 20	Washer Splined	2	
7	BF 5510 37	Ring - Snap	2	
8	JG 5512 14	Gear Drive Multiple 3&4	1	
9	JG 5512 20	Gear 5th Drive	1	
10	JG 5512 27	Gear 2nd Drive	1	
11	JG 5510 22	Washer - Plain 2ng Gear I/P Shaft	1	
12	JG 5510 26	Output Shaft Assy	1	N.I
13	JG 5510 25	Output Shaft Assy With Plug	1	
14	DH 1012 35	Circlip	1	
15	39 2159 11	Washer Special	1	
16	JG 5512 28	Gear 2nd Driven	1	
17	BF 5510 37	Ring - Snap	2	
18	JG 5512 22	Gear 5th Driven	1	
19	JG 5510 20	Washer - Plain 2ng Gear I/P Shaft	2	
20	JG 5512 23	Gear 3rd Driven	1	
21	JG 5510 21	Washer Plain O/P Shaft	1	
22	JG 5512 15	Gear 4th Driven	1	
23	JG 5512 24	Gear 6th Driven	1	
24	JG 5510 00	Bush 1st Driven	1	
25	JG 5512 25	Gear 1st Driven	1	
26	JG 5510 21	Washer Plain O/P Shaft	1	
27	DK 1013 52	O-Ring Sprocket Collar(17.5*1.5)	1	
28	JG 5510 10	Collar Sprocket	1	
29	DV 1010 48	Sprocket Output (14T)	1	
30	DJ 1013 12	Plate Drive Sprocket	1	
31	LA E000 17	Bolt Flanged M6X1X10L-Precoated	2	

Plate No.: 8

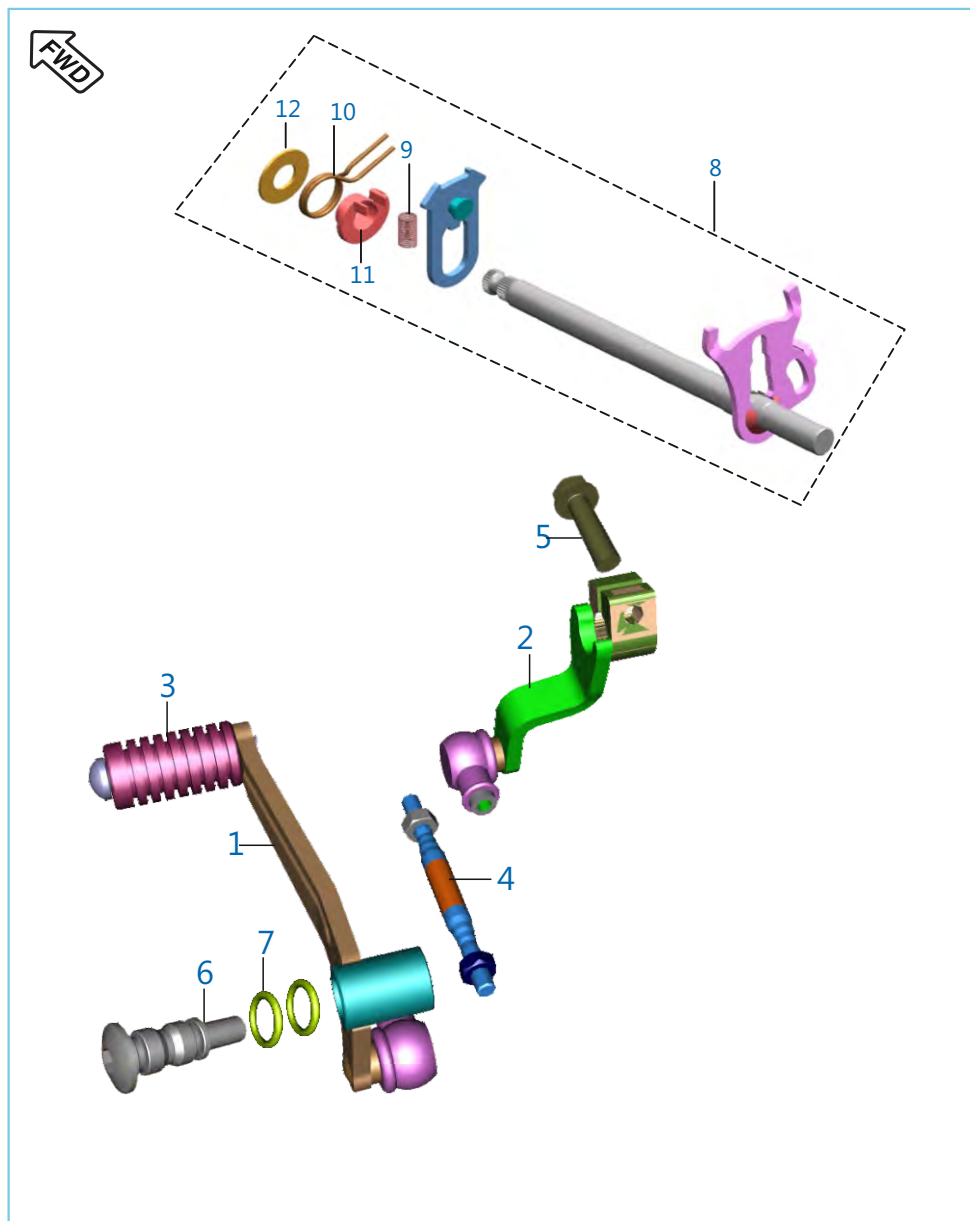
Change Drum / Shift Fork



No.	Part No.	Description	Qty.	Remarks
1	JG 5610 11	Drum Complete Gear Shift	1	
2	EC 5610 23	Spring Gear Switch Indicator	1	
3	39 2606 07	Pin Indicator	1	
4	JG 5610 10	Spacer-Guide Gear Shift	1	
5	JG 5612 22	Guide Gear Shift	1	
6	LA C000 24	Bolt Socket Head M6X1X20L	1	
7	JG 5610 12	Fork Gear Shift Input	1	
8	JG 5610 13	Fork Gear Shift Output	2	
9	JG 5610 16	Shaft Gear Shift Fork	1	
10	JG 5612 25	Shaft Gear Shift Fork Output	1	
11	JG 5612 15	Compression Spring	2	
12	JG 5610 08	Gear Indicator Pin	1	

Plate No.: 9

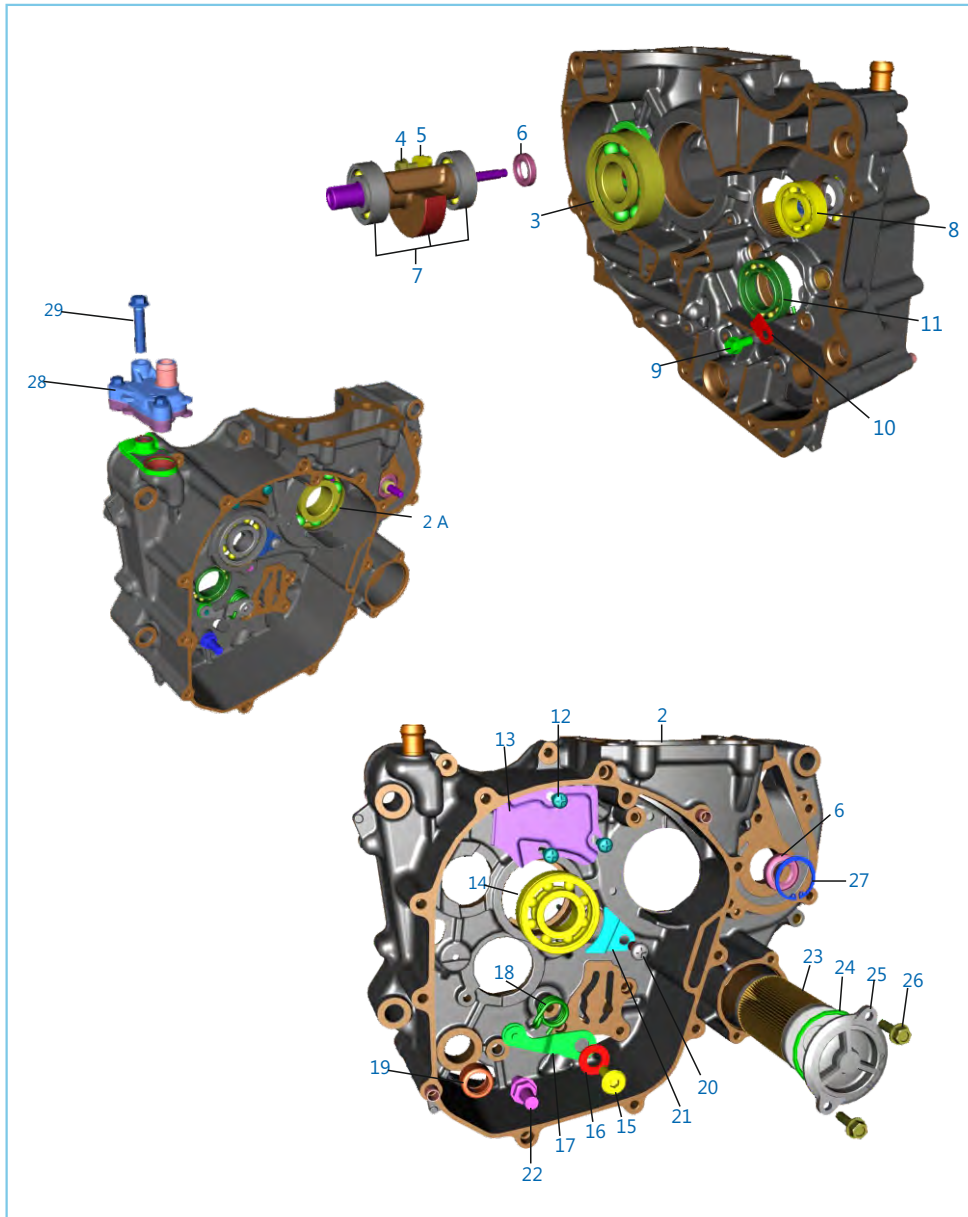
Gear Change Mechanism



No.	Part No.	Description	Qty.	Remarks
1	JL 5612 05	Assembly Shift Lever- Ball Joint	1	
2	JL 5612 06	Assembly Arm Change Ball Joint	1	
3	DH 1015 09	Damper	1	
4	52 JF00 62	Tie Rod With Nut Assly	1	
5	39 1902 04	Bolt - Flange :- M6	1	
6	JL 5614 09	Bolt Gear Change Lever	1	
7	01 1009 05	'O' Ring	2	
8	DT 5612 06	Lever Gear Shift Assy Comp.	1	
9	JG 5612 15	Compression Spring	1	
10	JG 5612 32	Torsion Spring	1	
11	JG 5612 17	Bush-Torsion Spring	1	
12	JL 5614 10	Washer - Steel	1	

Plate No.: 10

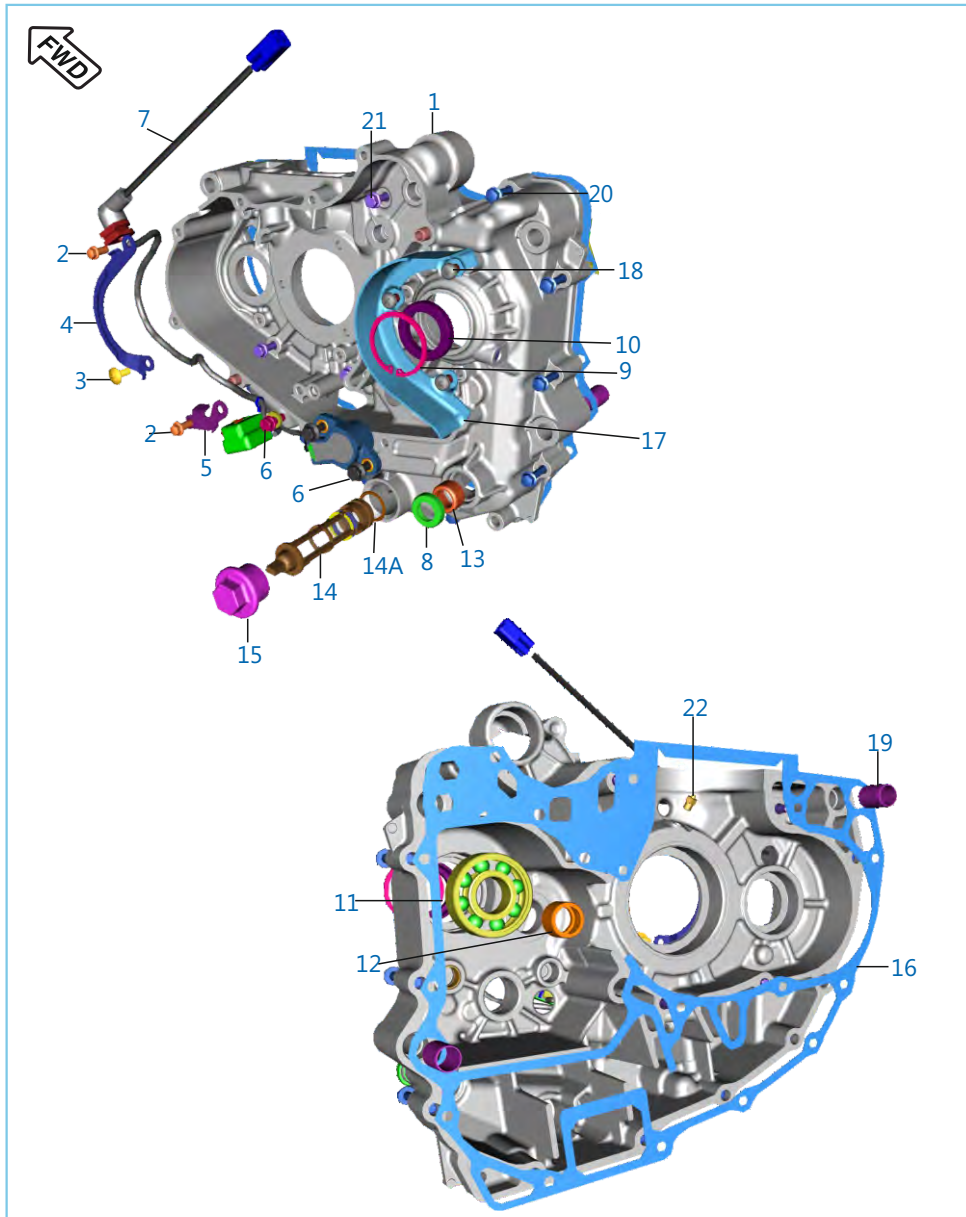
Engine Assembly / Crankcase RH



No.	Part No.	Description	Qty.	Remarks
1	JL 5010 66	Assembly Engine 200	1	EURO III
	JL 5010 78	Assembly Engine 200	1	EURO IV
2	36 DT00 79	Kit Crankcase RH	1	EURO III
	36 DT00 78	Kit Crankcase RH	1	EURO IV
3	39 1931 20	Ball Bearing 28 X 68 X 18	1	
4	LA D000 77	Bolt Flanged M6x16	1	
5	JG 5410 46	Balancer Bearing Stopper	1	
6	JL 6010 10	Water Seal Double Lip	1	
7	JL 5312 05	Balancer Assly.	1	
8	39 2602 20	Bearing - Ball 6202/HN3	1	
9	AA 1014 37	Precoated Flanged Bolt M6 X 12	1	
10	JG 5410 59	Plate Stopper Bearing Drum	1	
11	39 2601 20	Bearing - Ball	1	
12	LB B000 06	Screw Pan head	3	
13	JU 5410 05	Breather Plate	1	
14	59 2000 28	Bearing Ball RH	1	
15	JG 5612 04	Bolt Drum Stopper	1	
16	JG 5612 05	Washer	1	
17	JG 5610 09	Stopper Drum Complete	1	
18	JG 5612 26	Spring	1	
19	39 2562 20	Bearing - Needle Roller	1	
20	39 0746 01	Screw Pan Cross - M6	1	
21	JG 5410 45	Input Shaft Bearing Stopper	1	
22	DP 1011 91	Bolt Shifter	1	
23	JG 5710 14	Oil Filter	1	
24	JG 5710 16	O-Ring	1	
25	56 JL1X 3V	Cap Oil Filter (JL571001) "slate Grey"	1	
26	KA EQ06 16	Bolt Flange	2	
27	LE B000 01	Circlip Internal	1	
28	JL 5810 93	Valve Reed Assembly	1	EURO IV
29	KA ED08 35	Bolt Flanged	1	EURO IV

Plate No.: 11

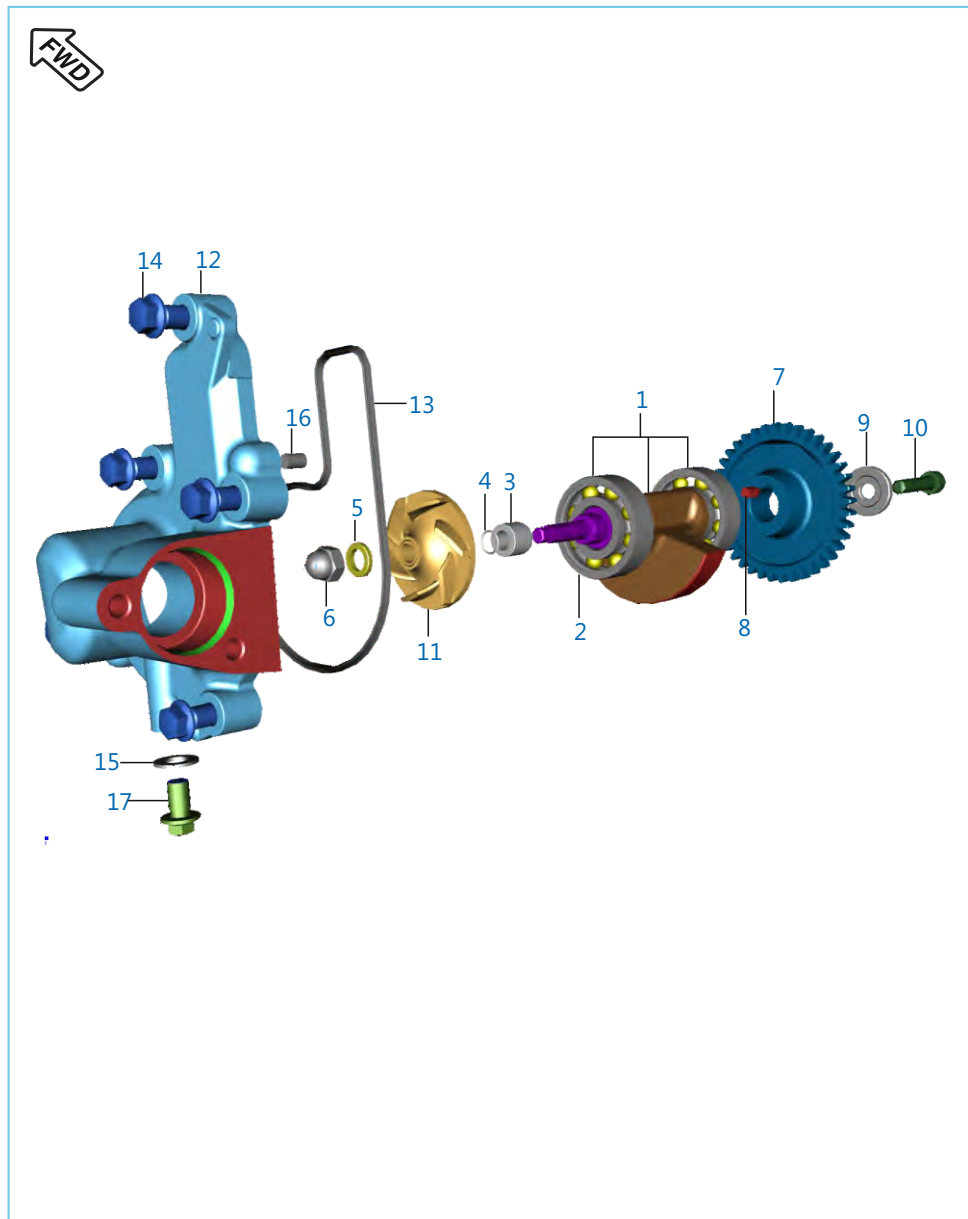
Crankcase LH



No.	Part No.	Description	Qty.	Remarks
1	36 DT00 80	Kit Crankcase LH	1	
2	LA E000 14	Bolt Flanged	2	
3	DH 1013 81	Pre Coated pan Screw	1	
4	JG 5410 63	Bracket Harness Upper	1	
5	JG 5410 44	Bracket Harness Lower	1	
6	39 1773 04	Bolt M-5 x 16	4	
7	JL 3518 02	Neutral Indicator Switch	1	
8	39 1043 19	Seal Oil	1	Gear Change lever
9	KE BA37 15	Circlip Internal	1	Output Shaft
10	DG 1014 56	Seal Oil	1	Output Shaft
11	59 2000 06	Bearing Ball	1	Output Shaft
12	JG 5410 15	Needle Bearing	1	Input Shaft
13	39 2562 20	Needle Bearing	1	
14	JY 5710 30	Mesh Oil Filter Assly.	1	
14a	LJ A000 04	'O' ring Strainer	1	
15	JA 5410 48	Strainer Cap with 'O' Ring	1	
16	JG 5410 41	Gasket Crankcase	1	
17	JG 5410 58	Chain Guard	1	
18	KB BG06 12	Pan Screw Head	3	
19	39 2181 06	Hollow Pin Dowel	4	
20	KA DQ06 40	Bolt Flange	10	
21	LA D000 81	Bolt Flange Pre-coated	4	
22	JG 5410 74	Oil Nozzle	1	

Plate No.: 12

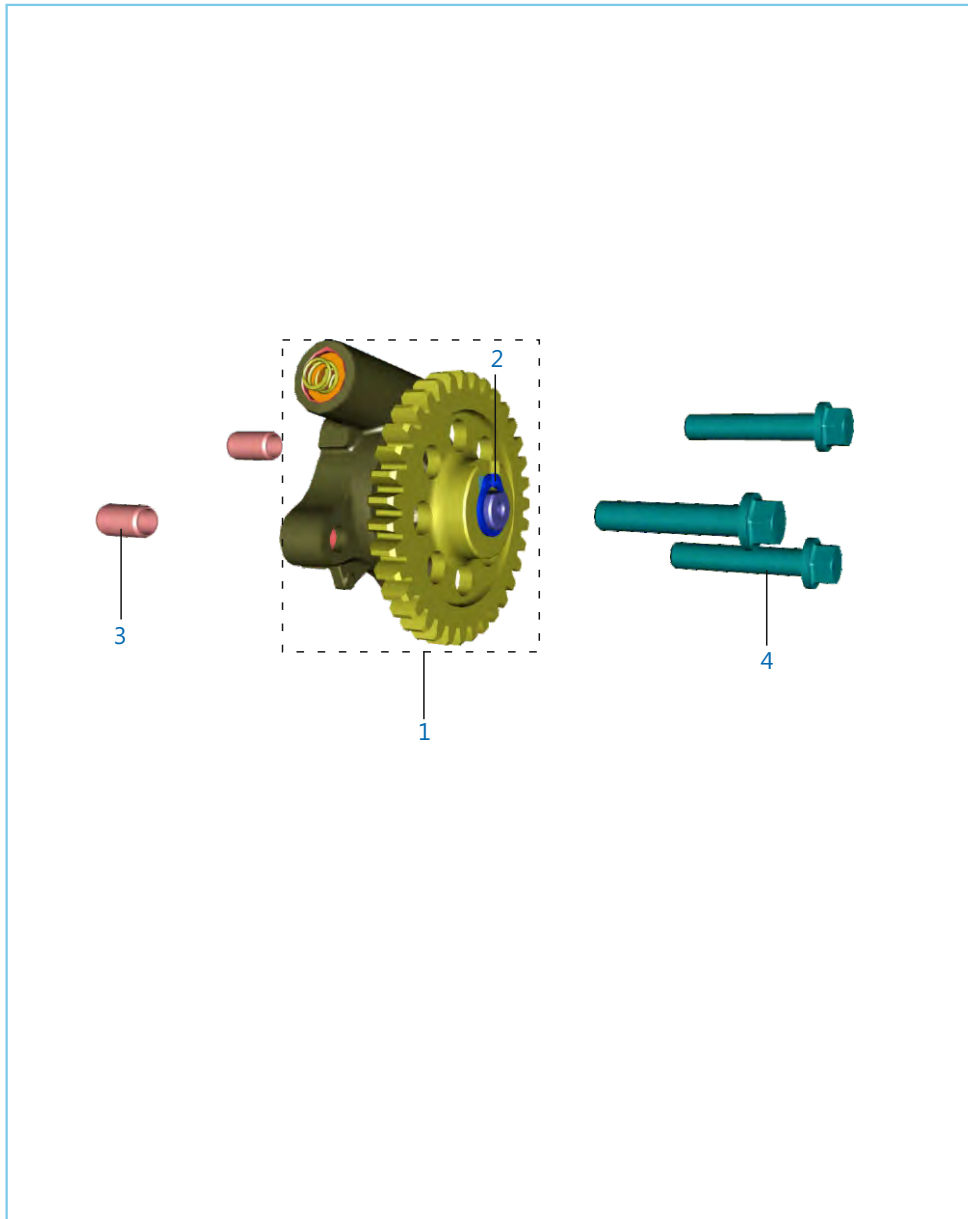
Balancer Idler Gear / Water Pump



No.	Part No.	Description	Qty.	Remarks
1	JL 5312 05	Balancer Assy	1	
2	59 2000 36	Balancer Bearing (6203/HN3C3D8)	2	
3	JL 5312 03	Sleeve Balancer Driven	1	
4	JG 5312 12	O Ring Balancer Driven	1	
5	JG 5312 15	Washer (2.5MM)	1	
6	JG 6010 05	Dome Nut	1	
7	JG 5312 07	Gear Balancer Driven	1	
8	DS 1011 54	Key	1	
9	DH 1010 48	Washer - Special :- Camshaft	1	
10	DK 1013 86	Pre-coated Soc Hd Cap Bolt M8X40	1	
11	36 JL00 39	Water Pump Rotor	1	
12	JL 6010 05	Cover Water Pump	1	
13	JG 6010 12	O-Ring (Water Pump Cover)	1	
14	KA EQ06 20	Bolt Hexagonal	5	
15	39 1665 11	Washer - Seal :- 6	1	
16	39 2606 07	Pin - Parallel	2	
17	KA DQ06 06	Hex Bolt Flange Pre-coated	1	

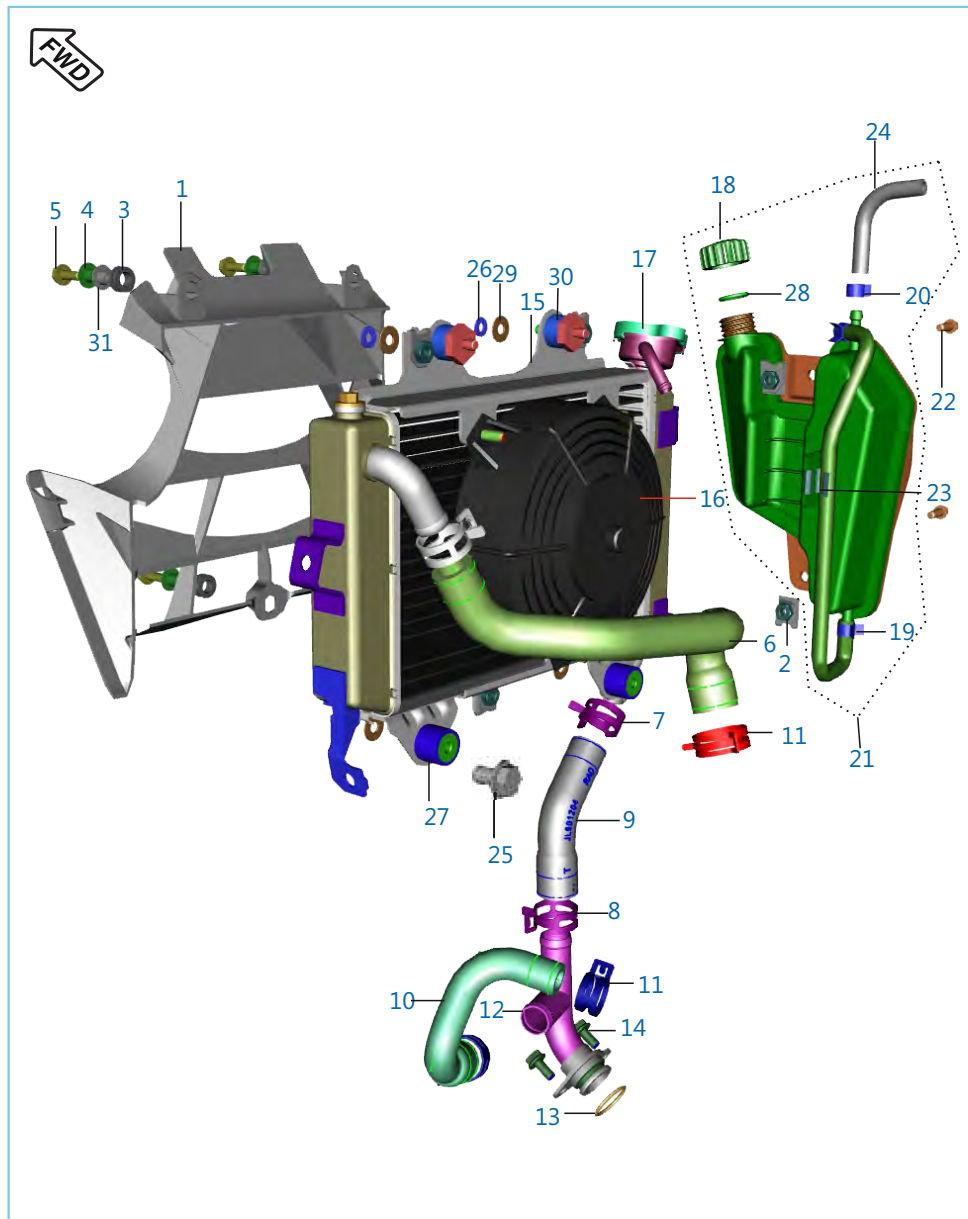
Plate No.: 13

Oil Pump



No.	Part No.	Description	Qty.	Remarks
1	JU 5710 00	Oil Pump Assy Comp	1	
2	KE AB10 10	Circlip	1	
3	39 0999 06	Pin - Hollow Dowel	2	
4	LA E000 18	Bolt Flanged M6X1X30L-Precoated	3	

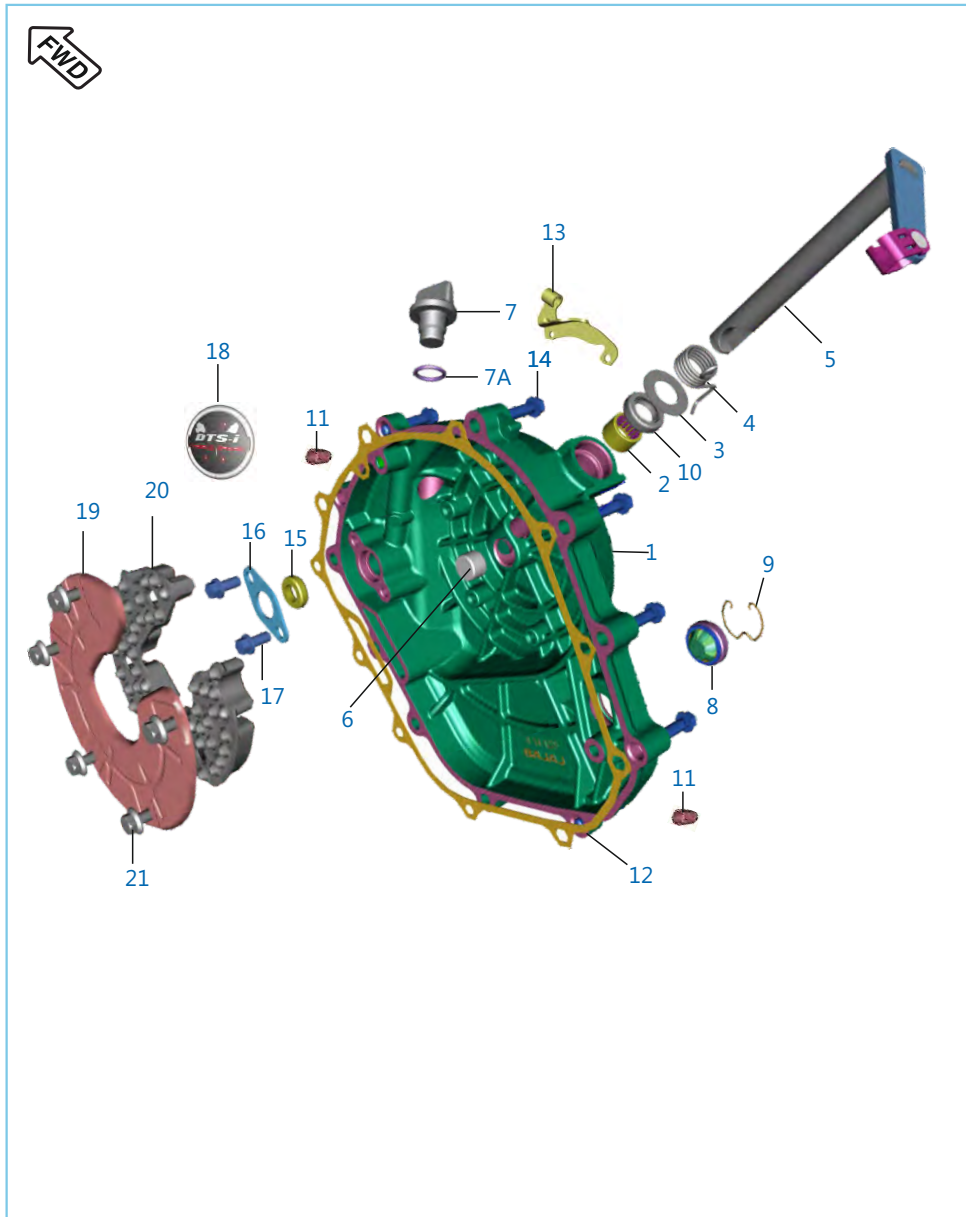
Radiator



No.	Part No.	Description	Qty.	Remarks
1	JL 6012 10	Cowl Radiator	1	
2	DJ 1810 65	Nut - Clip :- M6	5	
3	JL 1812 56	Grommet For Radiator Cowl	3	
4	JL 6012 31	Sleeve Cowl Mounting	3	
5	KA DA06 16	Bolt-Flange Dia-06 L-12	3	
6	JL 6010 00	Hose Thermostat To Radiator	1	
7	JG 6012 34	Clamp Radiator Pipe	2	
8	JG 6012 09	Clamp Radiator Pipe Dia 19.8	2	
9	JL 6012 20	Coolant Hose Radiator To T	1	
10	JL 6012 19	Hose By Pass To Pump	1	
11	JL 6012 12	Clamp Radiator Dia 19	1	
12	JL 6012 28	Coolant Pipe T Assembly	1	
13	LJ A000 05	O-Ring Coolant Pipe	1	
14	LA E000 41	Blot Flange	2	
15	JL 6012 34	Radiator Core	1	
16	JG 6012 37	Radiator Fan	1	
17	JG 6012 35	Pressure Cap Radiator (Metallic)	1	
18	JG 6012 11	Cap Expansion Tank	1	
19	JL 6012 15	Clamp -Expansion Tank	2	
20	JG 1710 29	Spring Band Clip 10 Mm	3	
21	JL 6012 35	Expansion Tank Assly.	1	
22	KA DF06 16	Bolt - Flanged	2	
23	JL 6012 27	Hose -Expansion Tank	1	
24	JL 6012 14	Hose -Expansion Tank Top	1	
25	LA D000 40	Bolt Flange M6 - 6L	3	
26	39 2704 11	Washer Spring	4	
27	JG 5810 14	Silent Block	4	
28	39 1944 04	O Ring Expansion Tank	1	
29	39 2704 11	Plain Washer	4	
30	JL 6012 16	Rubber Damper Radiator Mtg,	2	
31	JW 1710 15	Collar	3	

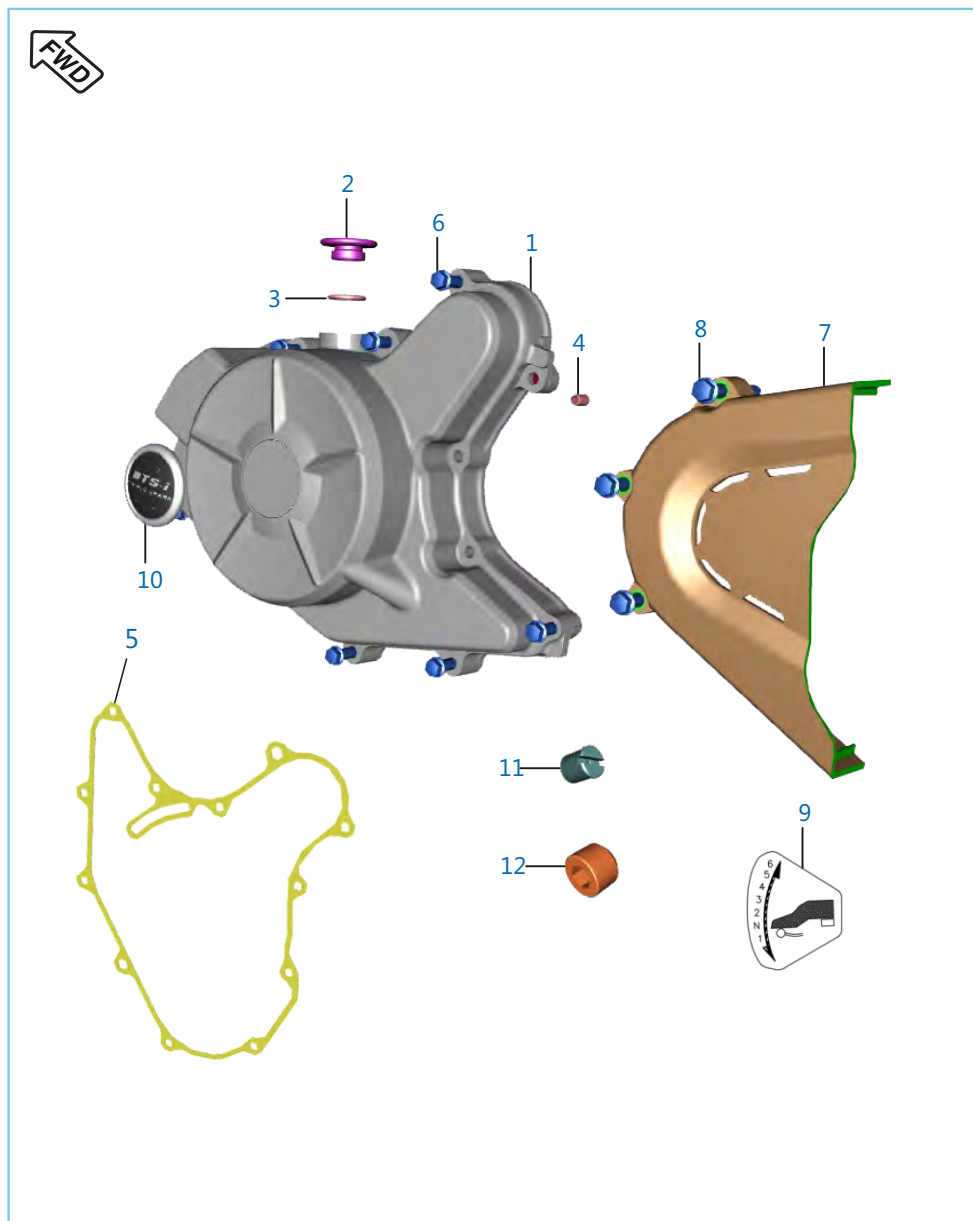
Plate No.: 15

Cover Clutch



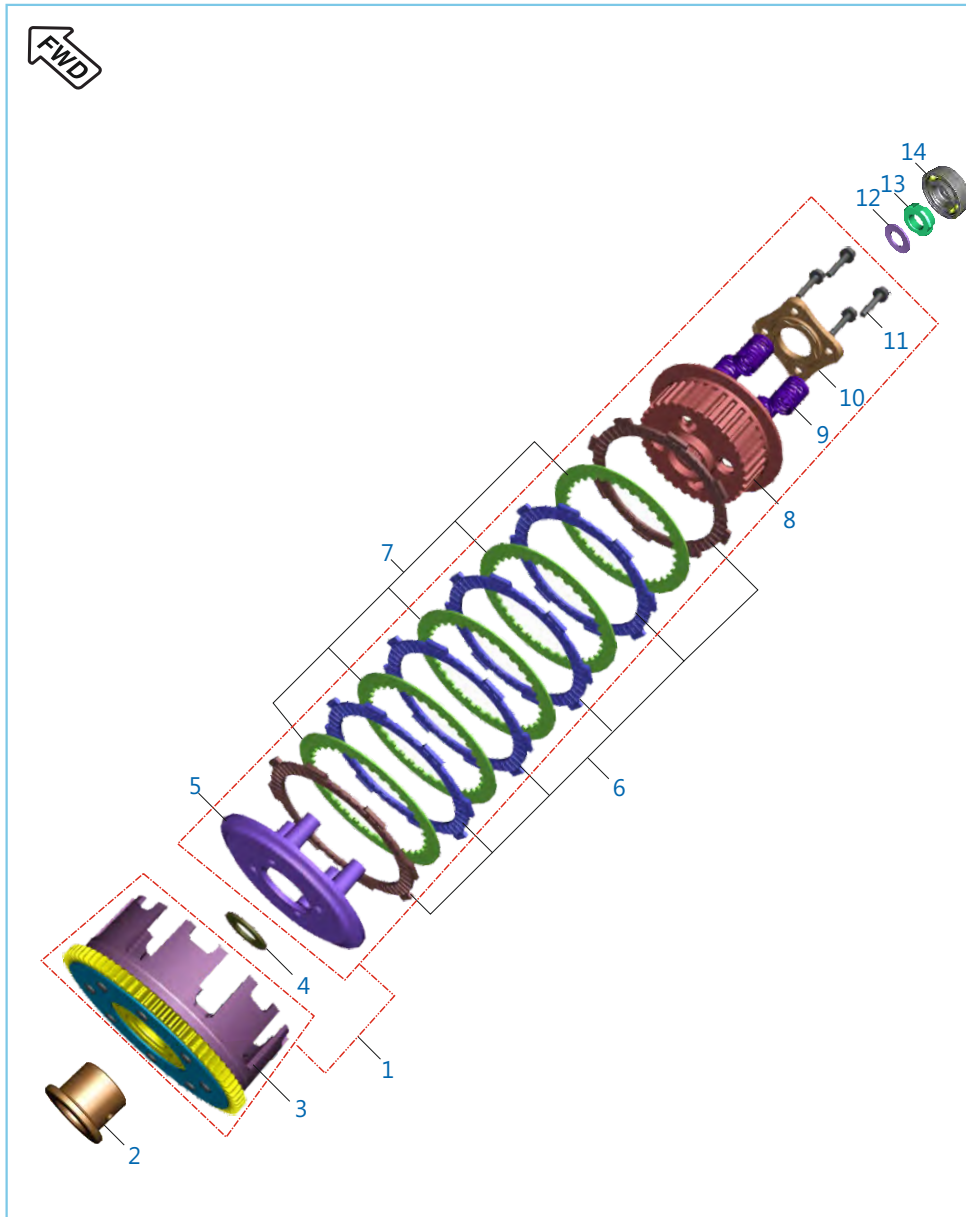
No.	Part No.	Description	Qty.	Remarks
1	52 JL08 92	Clutch cover assly.	1	
2	39 1990 20	Bearing - Needle	1	
3	LD B000 20	Washer 12.5X24X0.8T	1	
4	JG 5510 17	Spring	1	
5	JG 5510 15	Shaft Clutch Release Assy	1	
6	JU 5514 01	Rod Push	1	
7	JG 5412 30	Cap Oil Filling	1	
7A	39 1537 21	Ring 'O'	1	
8	JL 5412 27	Gauge	1	
9	DS 1012 15	Clip - Wire	1	
10	39 1041 19	Seal - Oil	1	
11	39 0999 06	Pin - Hollow Dowel	2	
12	JL 5412 07	Gasket Clutch Cover	1	
13	DT 5410 18	Bracket Clutch Cable	1	
14	KA DQ06 30	Bolt Flanged	11	
15	39 1046 19	Seal - Oil	1	
16	JG 5412 31	Plate -position	1	
17	AA 1014 37	Precoated Flanged Bolt M6 X 12	2	
18	JL 5412 22	Decal Triple Spark	1	
19	JL 5412 30	Damper Clutch Cover	1	
20	JL 5412 31	Plate Damper Clutch Cover	1	
21	DH 1013 88	Bolt M5 x 10	5	

Cover Magneto



No.	Part No.	Description	Qty.	Remarks
1	52 JL10 82	Cover Magneto	1	
2	JA 5412 33	Cap TDC Finder	1	
3	30 1011 95	Ring - O	1	
4	39 0999 06	Pin - Hollow Dowel	2	
5	JL 5412 08	Gasket Magneto Cover	1	
6	KA DQ06 30	Bolt Flanged	9	
7	JL 5412 03	Cover LH RR	1	
8	KA DQ06 45	Hex Headed Bolt Flange	3	
9	JL 2330 15	Gear Shift Label-6 Speed	1	
10	JL 5412 38	Decal Triple Spark	1	
11	DT 5412 10	Jet Oil Stator	1	
12	BA 1020 04	Plug	1	

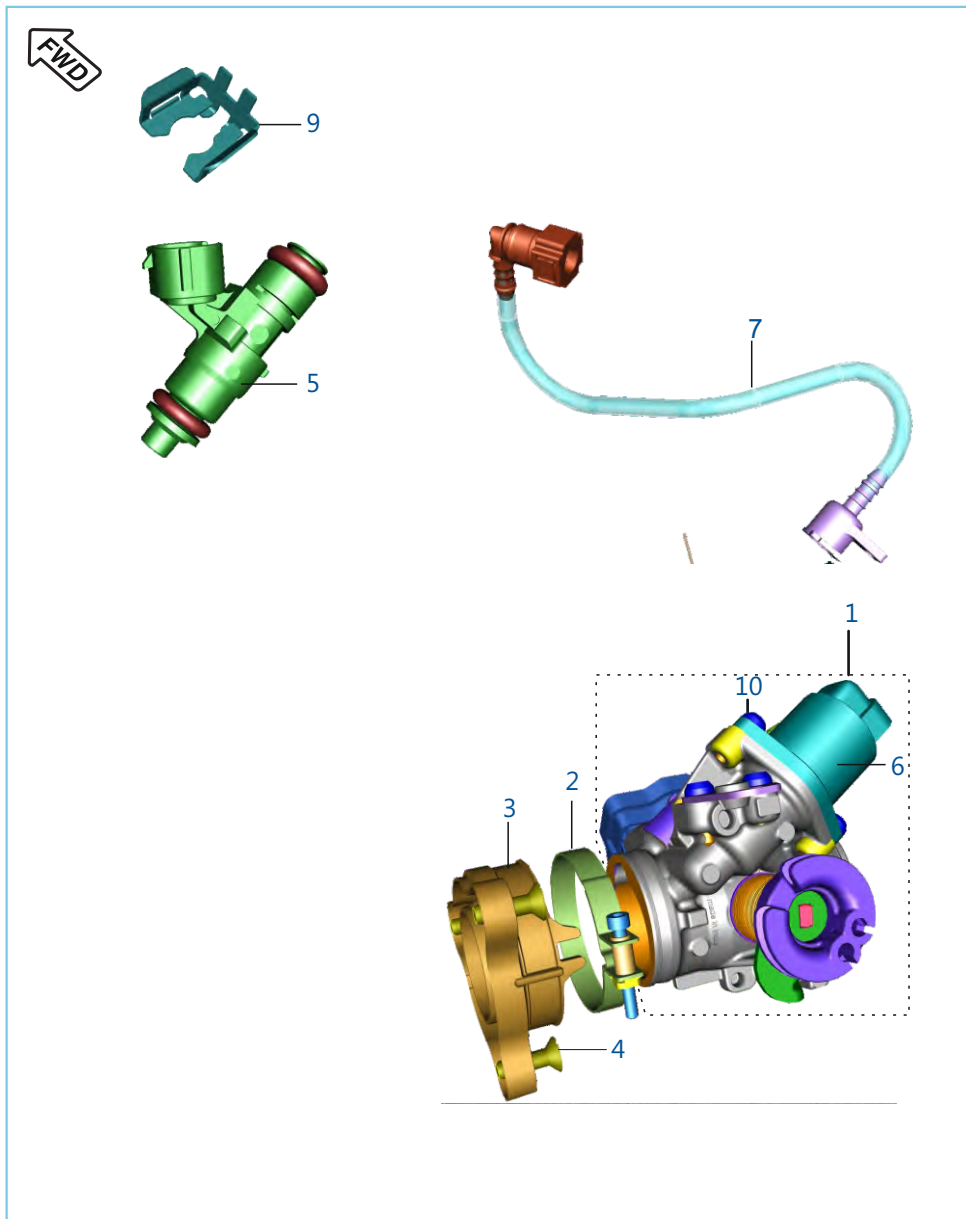
Clutch Assly



No.	Part No.	Description	Qty.	Remarks
1	DT 5514 00	Clutch Assy Comp	1	
	DT 5514 09	Clutch Assy Comp	1	From July 2017
2	JG 5514 27	Collared Bush	1	
	DT 5514 12	Collar	1	From July 2017
3	36 DT00 33	Housing Clutch Assly Complete	1	
	36 DT00 55	Kit CI Housing & Primary Gear	1	From July 2017
4	JG 5514 28	Washer Clutch	1	
5	DT 5514 02	Plate (Wheel Clutch)	1	
6	36 DT00 84	Kit Friction Plate	1	
7	DT 5514 08	Pressure Plate	5	
8	DT 5514 01	Clutch Center (Hub Clutch)	1	
9	DT 5514 03	Spring -Clutch	4	
10	JG 5514 43	Clutch Holder (Holder Clutch)	1	
11	JG 5514 51	Bolt Sh 6*22	4	
12	JL 5514 07	Washer - Plain (Primary Drive Gear)	1	
13	DH 1016 48	Nut Clutch Center Lock (Pre-coated)	1	
14	JG 5514 23	Clutch Lifter Bearing	1	

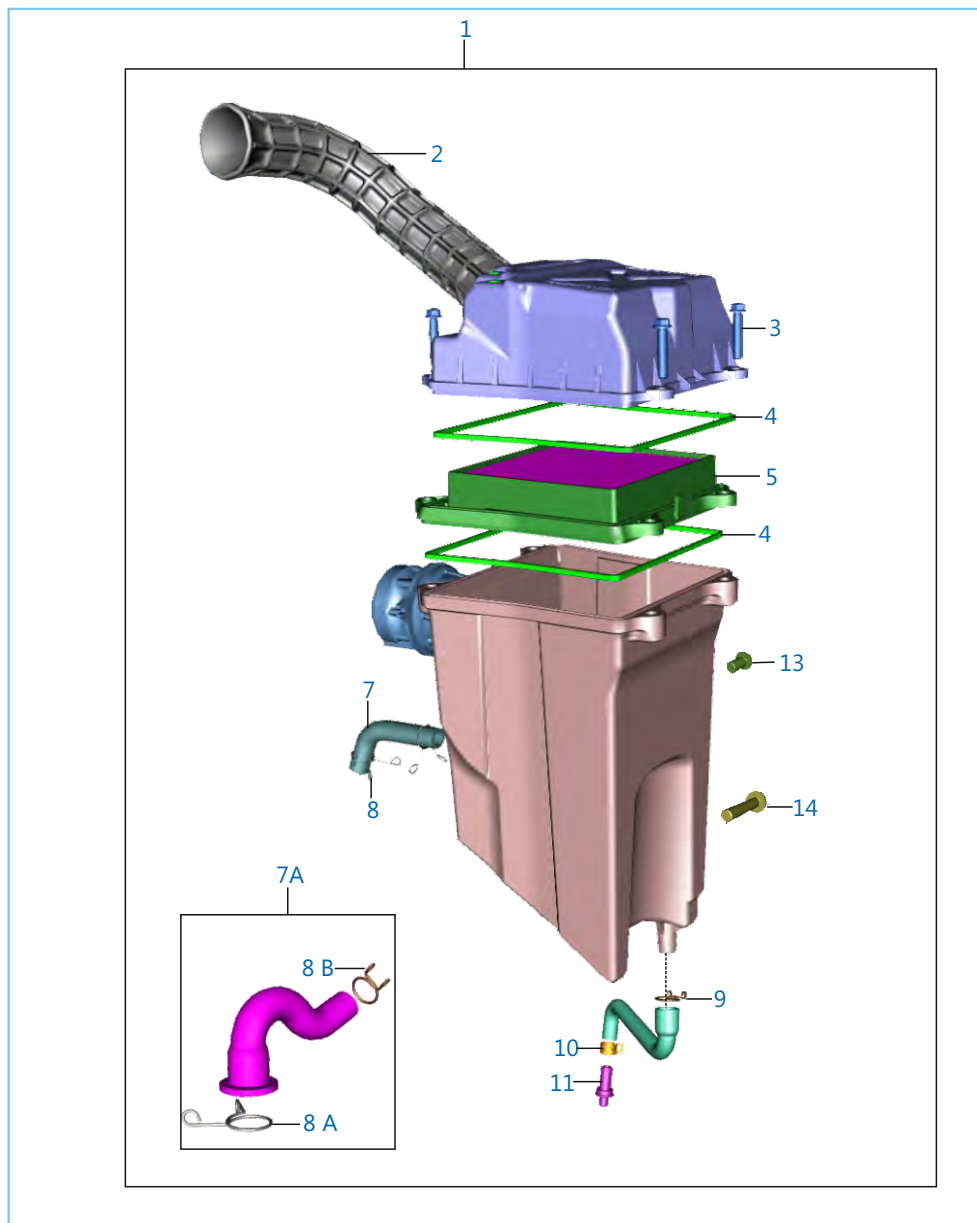
Plate No.: 18

Throttle Body



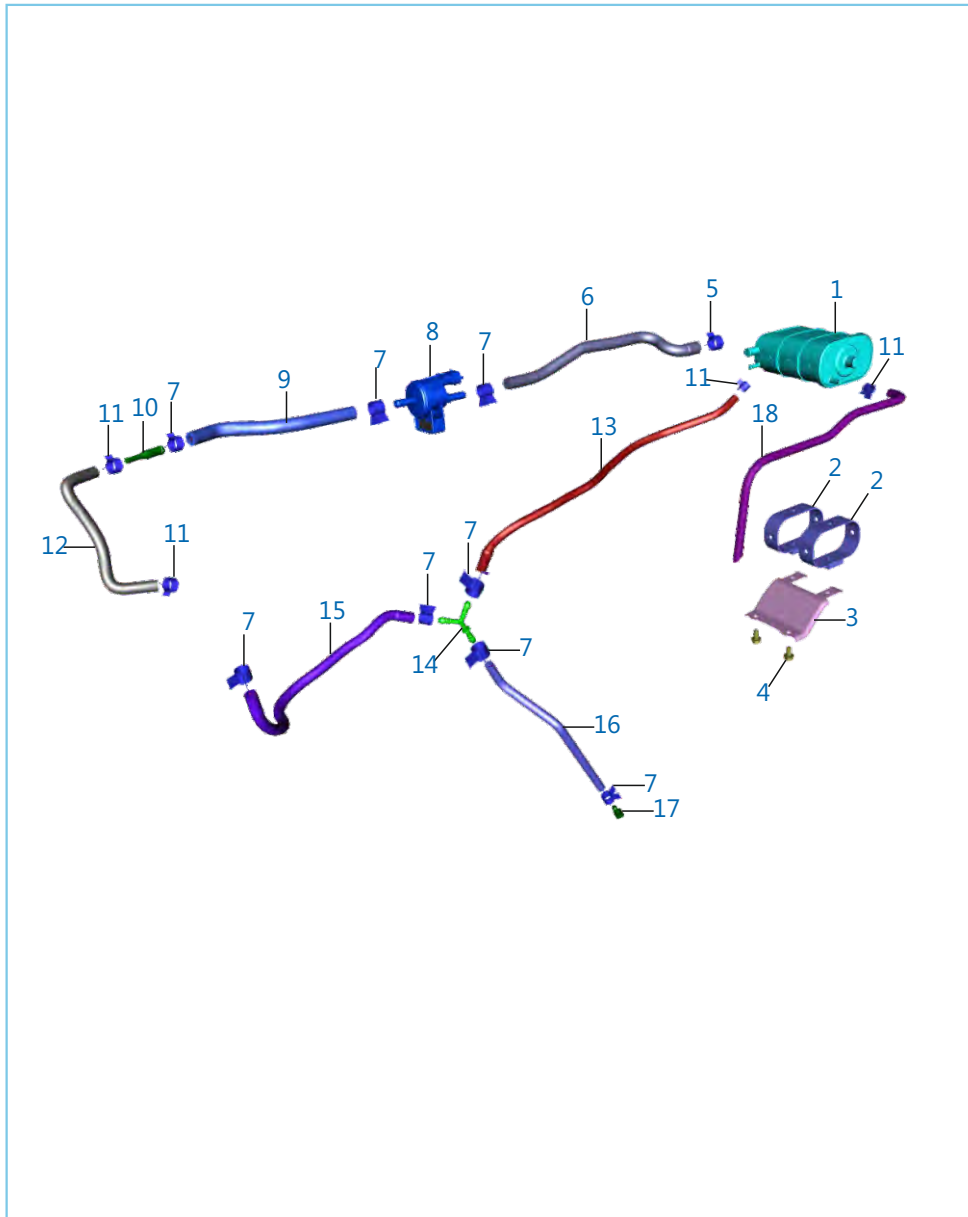
No.	Part No.	Description	Qty.	Remarks
1	DT 6112 09	Throttle Body	1	EURO III
	DT 6112 10	Throttle Body	1	EURO IV
2	JU 5810 06	Clamp Connecting Tube	1	
3	JL 5810 39	Pipe Intake	1	
4	LB C000 02	Screw CSK Cross	3	
5	JG 6110 07	Fuel Injector	1	
6	JG 6112 06	Motor Stepper	1	
7	DT 6112 08	Injector Cap With Quick Connector	1	
8	DT 1710 54	Fuel Tube	1	
9	JG 6110 06	Injector Clip	1	
10	JG 5814 24	Fixing Screw	2	
11	JG 5814 07	O-ring Pipe Intake	1	N.I.

Air Cleaner Complete



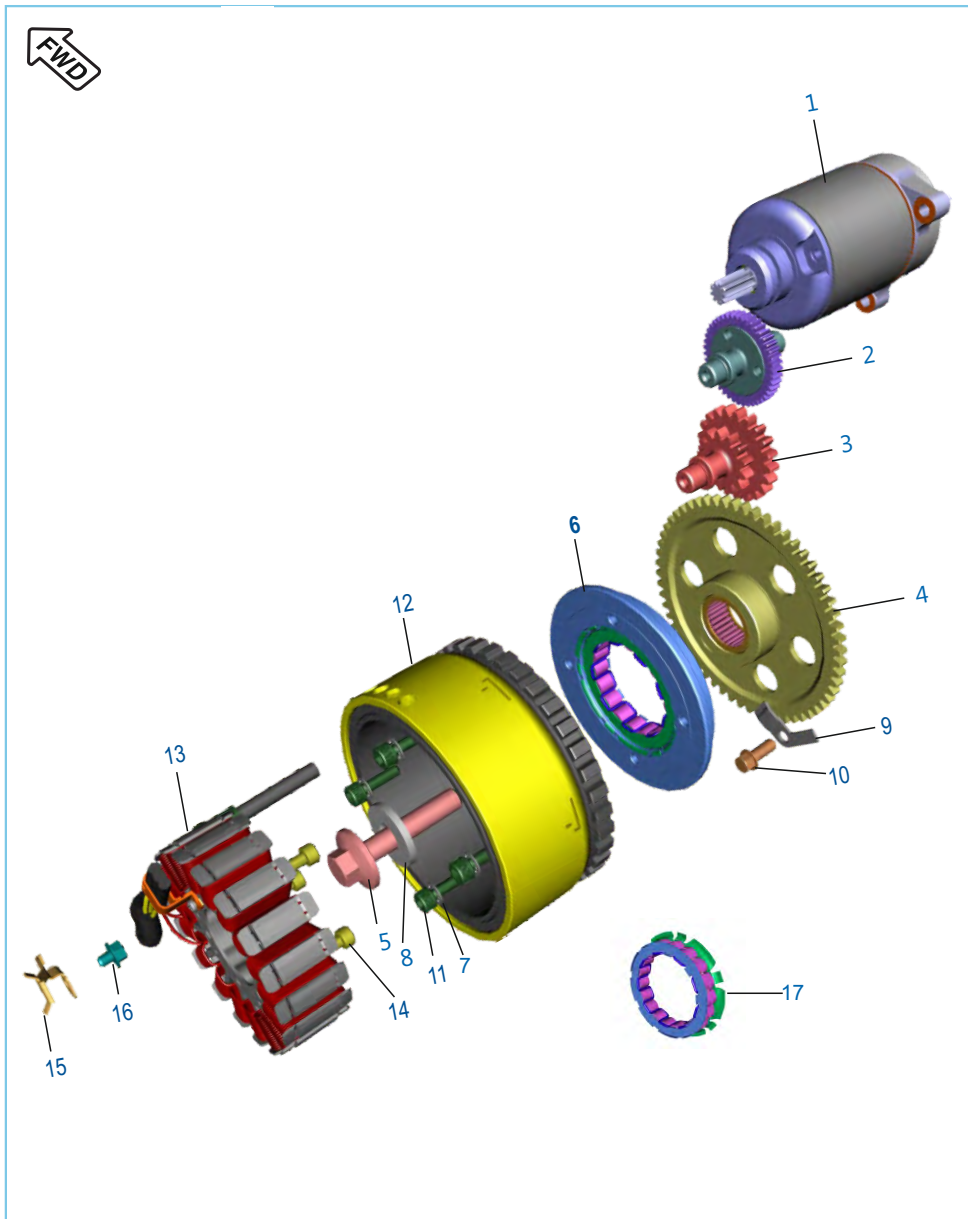
No.	Part No.	Description	Qty.	Remarks
1	DT 5810 64	Assly Air Filter FI	1	EURO III
	JL 5810 98	Air Flitter Assly	1	EURO IV
2	DT 5810 16	Entry Duct	1	
3	KA EQ06 30	Bolt Flange Smal	4	EURO III
	KB UA06 30	Screw Truss	4	EURO IV
4	DT 5810 28	Seal Top Cover	2	
5	DT 5810 62	Filter Element	1	
6	39 0239 11	Washer	2	N.I
7	DT 5810 48	Assly Breather Tube	1	EURO III
7A	JL 5811 06	Breather Tube Assly	1	
8	JY 5810 28	Clamp	2	EURO III
8A	JF 5810 26	Clamp	1	EURO IV
8B	JG 5810 56	Clamp	1	EURO IV
9	JG 5810 56	Clamp (Breather Tube)	1	
10	JL 5810 55	Tube Drain	1	
11	DG 1210 02	Clamp (Hose C'Case Breather)	1	
12	DS 1211 26	Plug	1	
13	KA EM06 10	Bolt Flange M6-L10mm	1	
14	KA DA06 30	Bolt Flange M6-L33mm	1	

EVAP EURO IV



No.	Part No.	Description	Qty.	Remarks
1	JY 1710 77	Canister	1	
2	JZ 1710 55	Strap Canister	2	
3	JL 1138 30	Bracket Canister Mtg	1	
4	KA DA06 12	Bolt Flanged	2	
5	JY 1710 69	Spring Band Clamp 15x10	1	
6	JL 1718 39	Tube Canister To Purge Valve	1	
7	JY 1710 90	Spring Band Clamp 13x12	8	
8	JG 1716 01	Valve Purge	1	
9	JL 1718 54	Tube Purge Valve To Connector	1	
10	JG 1710 86	Connector Tube Evap	1	
11	JY 1710 70	Spring Band Clamp 9 X8.4	4	
12	JF 1716 06	Tube Conn. To Throttle Body-K8	1	
13	JL 1718 37	Tube Y-connector To Canister	1	
14	JY 1138 42	Connector Y Shape	1	
15	JL 1718 36	Tube Tank To Y Connector-	1	
16	JF 1716 07	Tube Connector To Plug	1	
17	JY 1718 25	Plug Fuel Drain	1	
18	JF 1718 07	Tube Canister Drain	1	

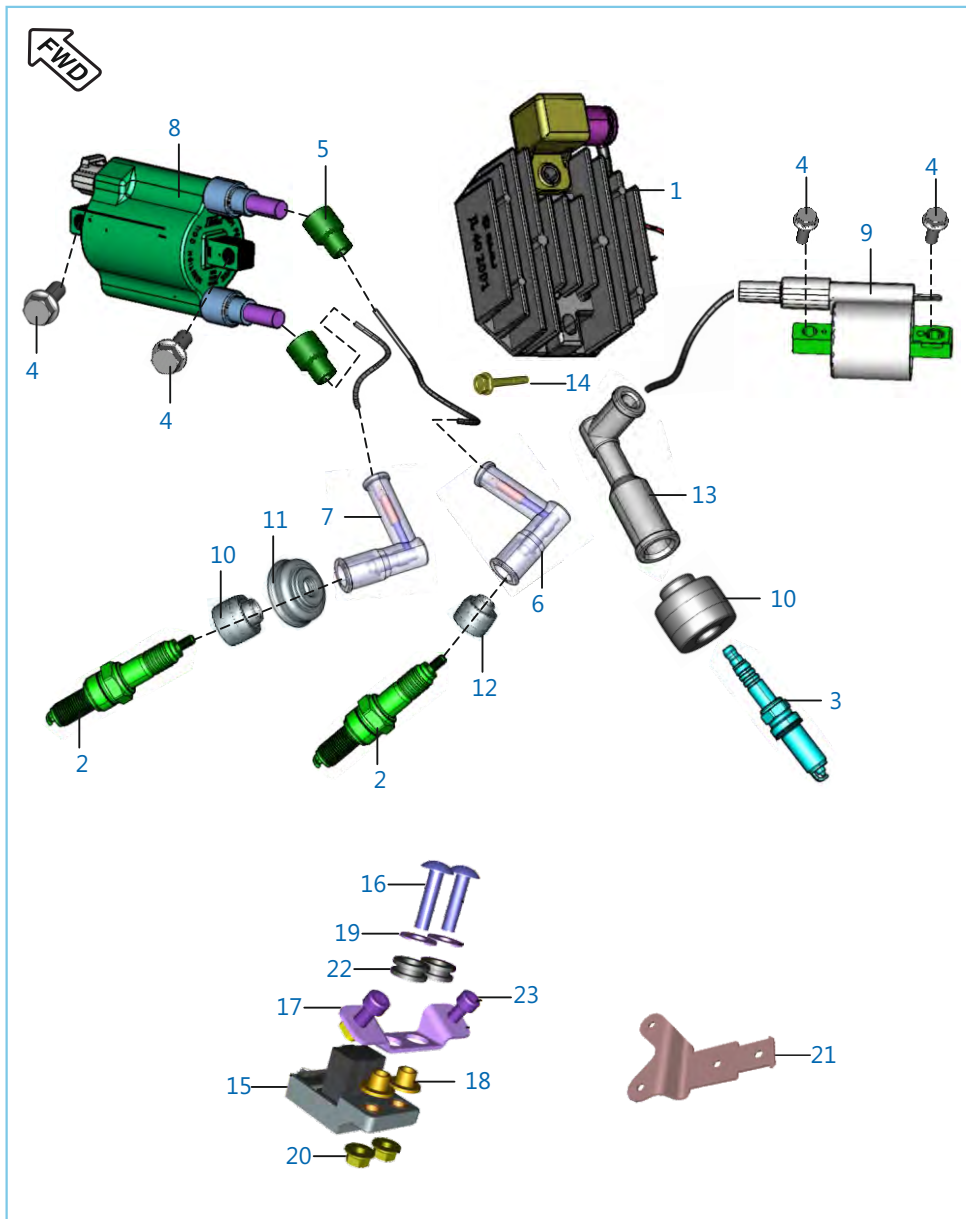
Starter Assembly



No.	Part No.	Description	Qty.	Remarks
1	JL 3516 00	Starter Motor Assly.	1	
1a	KA DQ06 25	Bolt M6-Motor mtg.	2	N.I
2	JG 6214 13	Gear Starter Counter 2 Assy	1	
3	JG 6214 12	Gear Starter Counter 1	1	
4	JG 6214 17	Assembly Gear Starter Clutch	1	
5	52 JY01 85	Hex Bolt Flanged	1	
6	JG 3510 19	Body Complete Starter Clutch	1	
7	39 0849 14	Washer	4	
8	LD B000 10	Spring Dowel Sleeve	4	
9	JG 5410 43	Retainer Gear Starter	1	
10	39 1672 04	Bolt Flange	1	
11	DH 1013 89	Pre Coated Screw M6 X 20	4	
12	JG 3510 20	Rotor Assy. (W/O Clutch Assy)	1	
13	JG 3510 05	Stator Assly Compl	1	
14	DK 1012 84	Hex Soc. Head Screw(M5X0.8X35)	3	
15	JG 5412 23	Plate - Stopper (Wiring Harness)	1	
16	LA E000 10	Bolt Flange M5 X 13L	2	
17	JY 5514 02	Clutch One way Assly	1	

Plate No.: 23

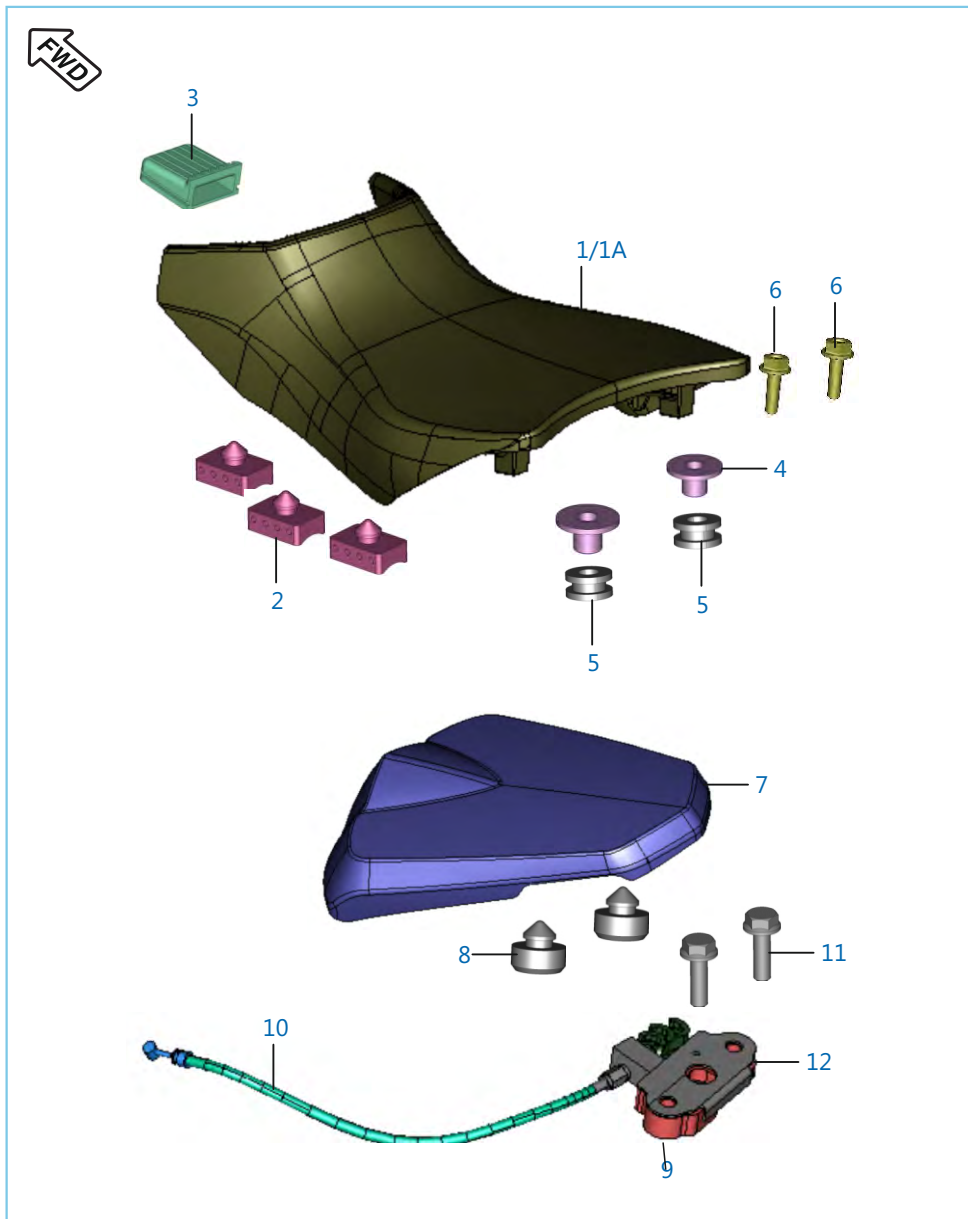
Regulator Assembly, Ignition coil



No.	Part No.	Description	Qty.	Remarks
1	JL 4020 03	Regulator Assly	1	
2	DK 1110 28	Spark Plug RG6HC	2	
3	JL 3512 18	Ignition Spark Plug	1	
4	39 1944 04	Bolt - Flanged	4	
5	DD 1110 12	Grommet For H. T. Cable	2	
6	JD 3512 07	Spark Plug Cap	1	
7	AN 1110 15	Spark Plug Cap	1	
8	JL 3512 52	HT Coil 2	1	
9	JL 3512 50	HT Coil 1	1	
10	DH 1110 13	Grommet - Spark Plug	2	
11	DH 1110 16	Grommet - Sleeve Spark Plug	1	
12	DD 1110 11	Grommet - Spark Plug Cap	1	
13	DK 1110 11	Cap Spark Plug	1	
14	KA DA06 30	Bolt	2	
15	JY 4036 04	Roll Over Sensor	1	
16	KB UC06 25	Screw	2	
17	JF 1138 42	Bracket Roll Over Sensor	1	
18	DT 1138 06	Sleeve Sensor Roll Over	2	
19	39 0239 11	Plain Washer	2	
20	39 1972 15	Nut flange	2	
21	JL 1138 36	Bracket Mtg Loose	1	
22	JL 1812 56	Grommet	2	
23	KA CA06 12	Bolt Socket	2	

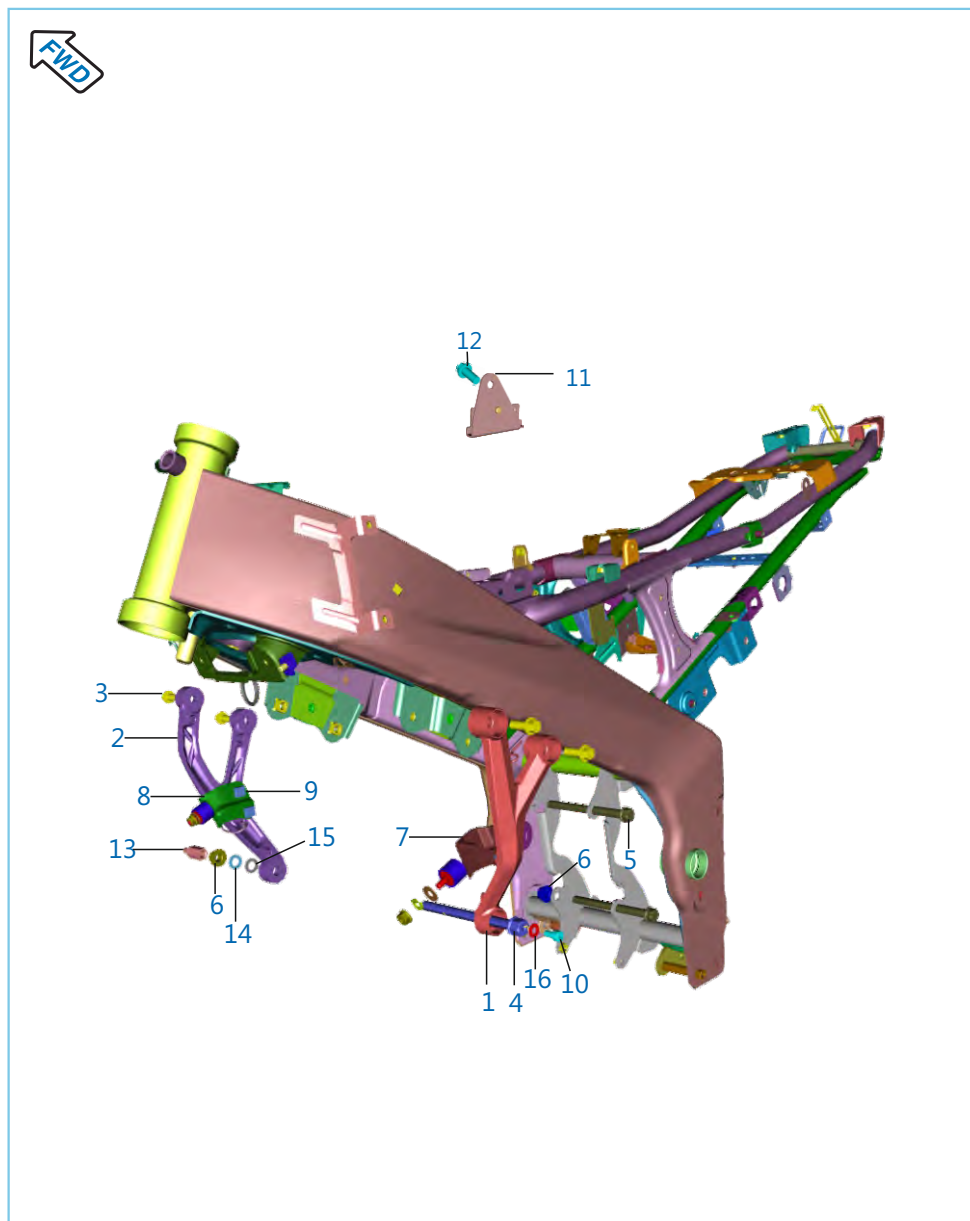
Plate No.: 24

Seat Assembly, Seat Lock



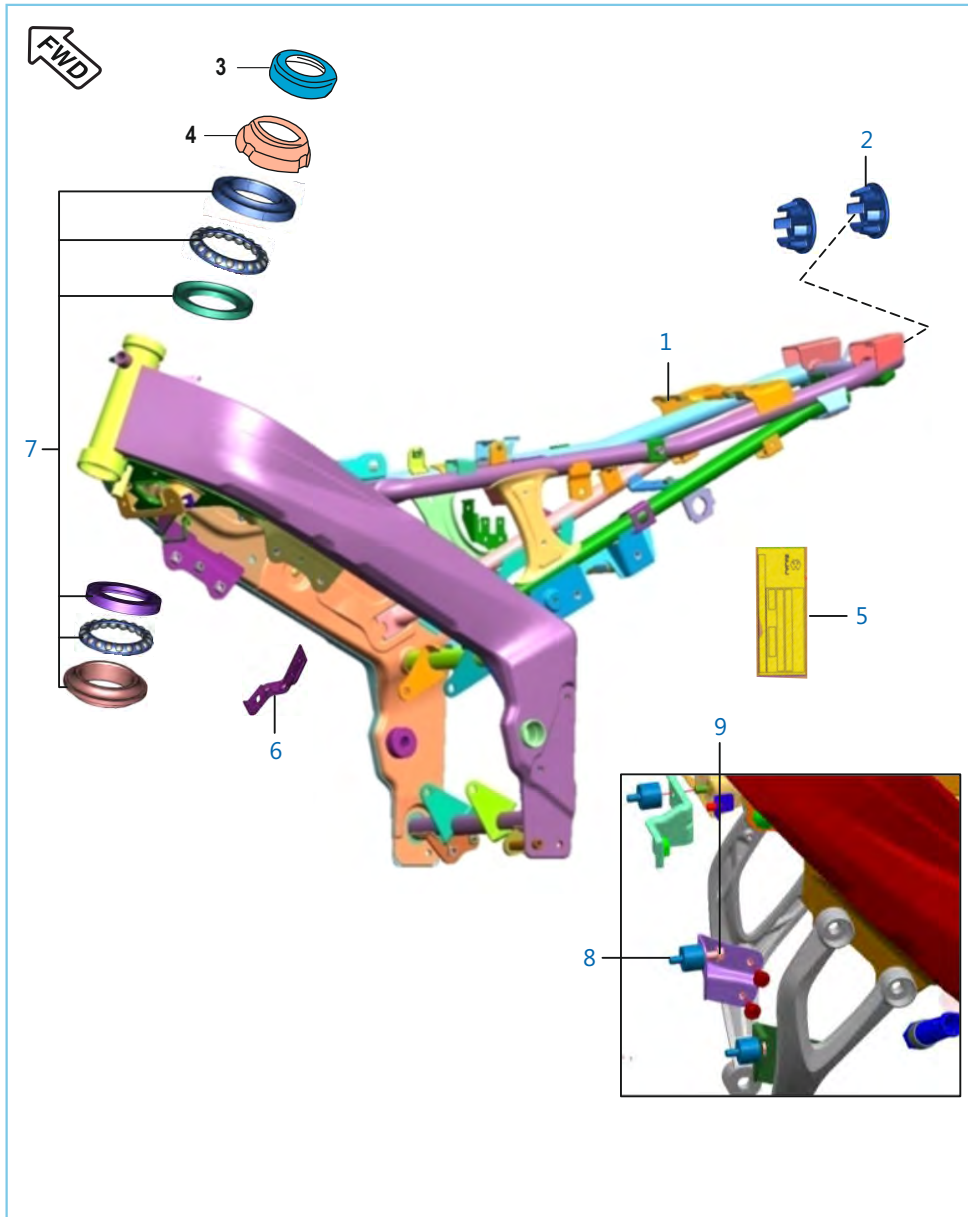
No.	Part No.	Description	Qty.	Remarks
1	JL 1910 01	Seat Assy Front	1	
2	JL 1910 07	Damper For Seat	6	
3	DK 2110 07	Damper Seat Front	1	
4	JG 1910 08	Collar -Seat	2	
5	FD 2110 06	Grommet - Seat	2	
6	DS 1612 87	Flange Bolt - M6	2	
7	JL 1910 04	Seat Assy Comp Rear	1	
8	JD 1910 06	Damper Round	2	
9	JG 2326 01	Lock Assy Seat Rear	1	
10	JG 2326 06	Seat Lock Cable	1	
11	KA DA06 22	Bolt - Flanged	2	
12	JL 2326 04	Cover seat lock assly	1	

Engine Mountings



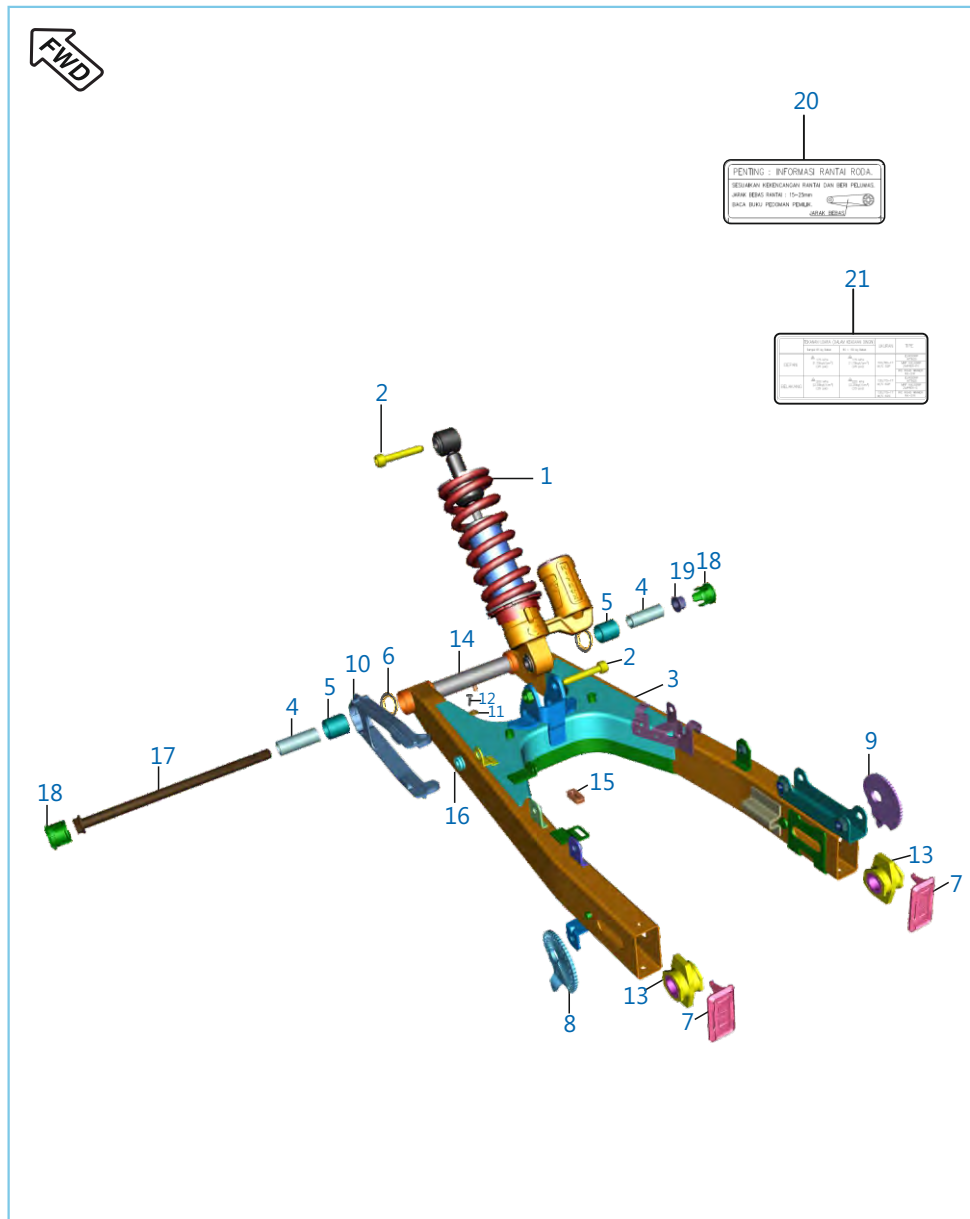
No.	Part No.	Description	Qty.	Remarks
1	52 JL01 56	Engine Stay LH	1	
2	52 JL01 57	Engine Stay RH	1	
3	39 1956 04	Bolt - Flanged Small	4	
4	JL 1110 54	Engine Mtg Bolt Front	1	
5	JA 1134 03	Flanged Bolt M10X110	2	
6	39 2723 15	Nut Flanged M10	2	
7	JL 1110 92	Bkt. Radiator Lower LH	1	
8	JL 1110 93	Bkt. Radiator Lower RH	1	
9	39 1062 04	Bolt Flanged	4	
10	LA C000 49	Bolt Socket	1	
11	JL 1138 24	Bracket Relay Mtg.	1	
12	KA EA06 10	Bolt Flange	1	
13	JU 2312 05	Nut Leg Guard Mounting	1	
14	LD C000 01	Washer Leg Guard	1	
15	KD AA10 18	Washer Plain	1	
16	KD BE06 13	Washer Plain	1	

Frame and Frame Fittings



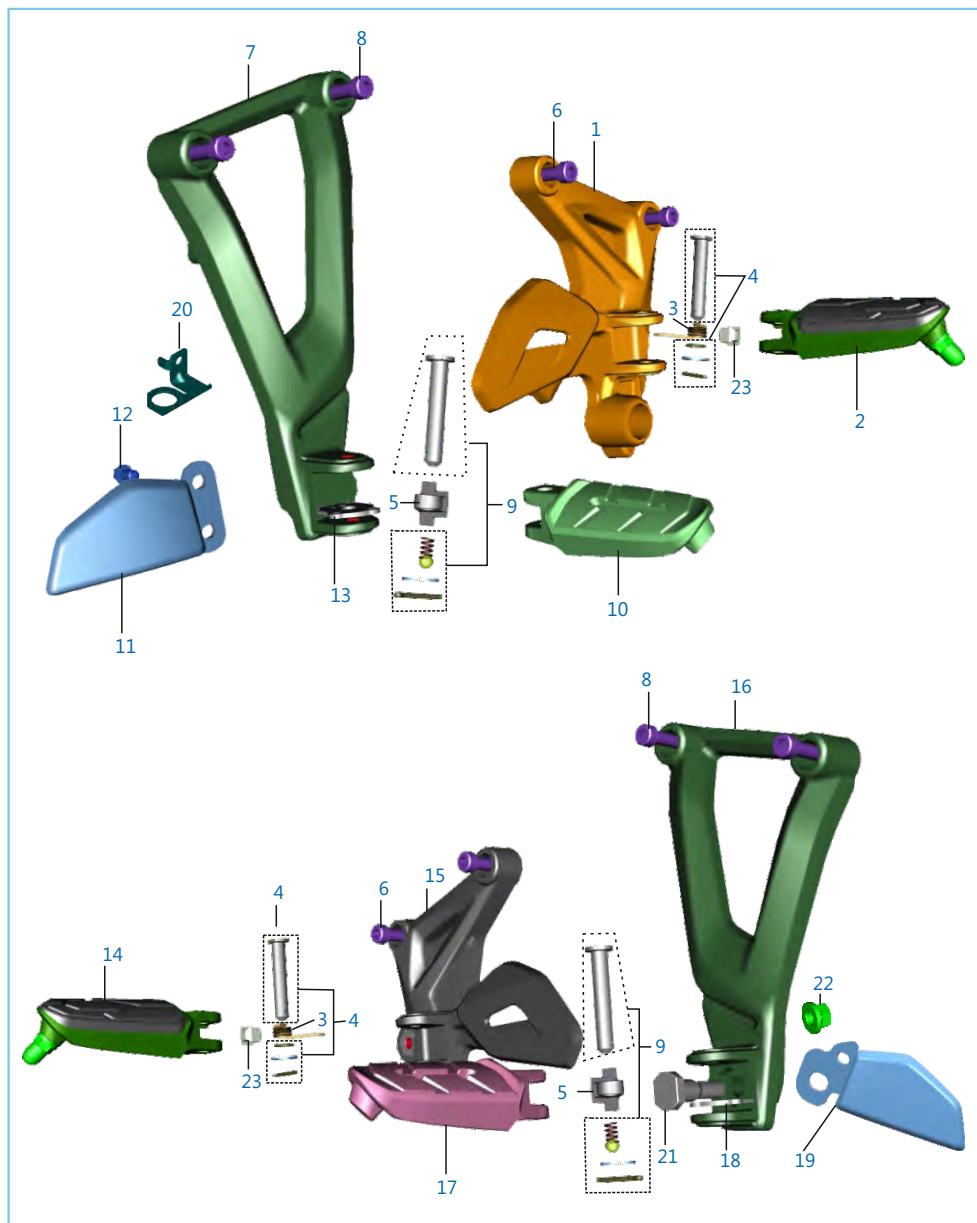
No.	Part No.	Description	Qty.	Remarks
1	JL 1112 21	Frame Assly Complete	1	
2	JL 1111 03	Cap Tube End	2	
3	PD 1510 06	Cup Steering	1	
4	DK 1810 75	Nut Steering	1	
5	JL 2330 76	Label Statutory	1	
6	JL 1110 78	Bracket Horn Mtg Lh	1	
7	36 JG00 11	Kit Steering head bearing	1	
8	JG 5810 14	Silent Block	4	
9	KA DF06 08	Bolt Flange	2	

Swing Arm / Rear Shock Absorber



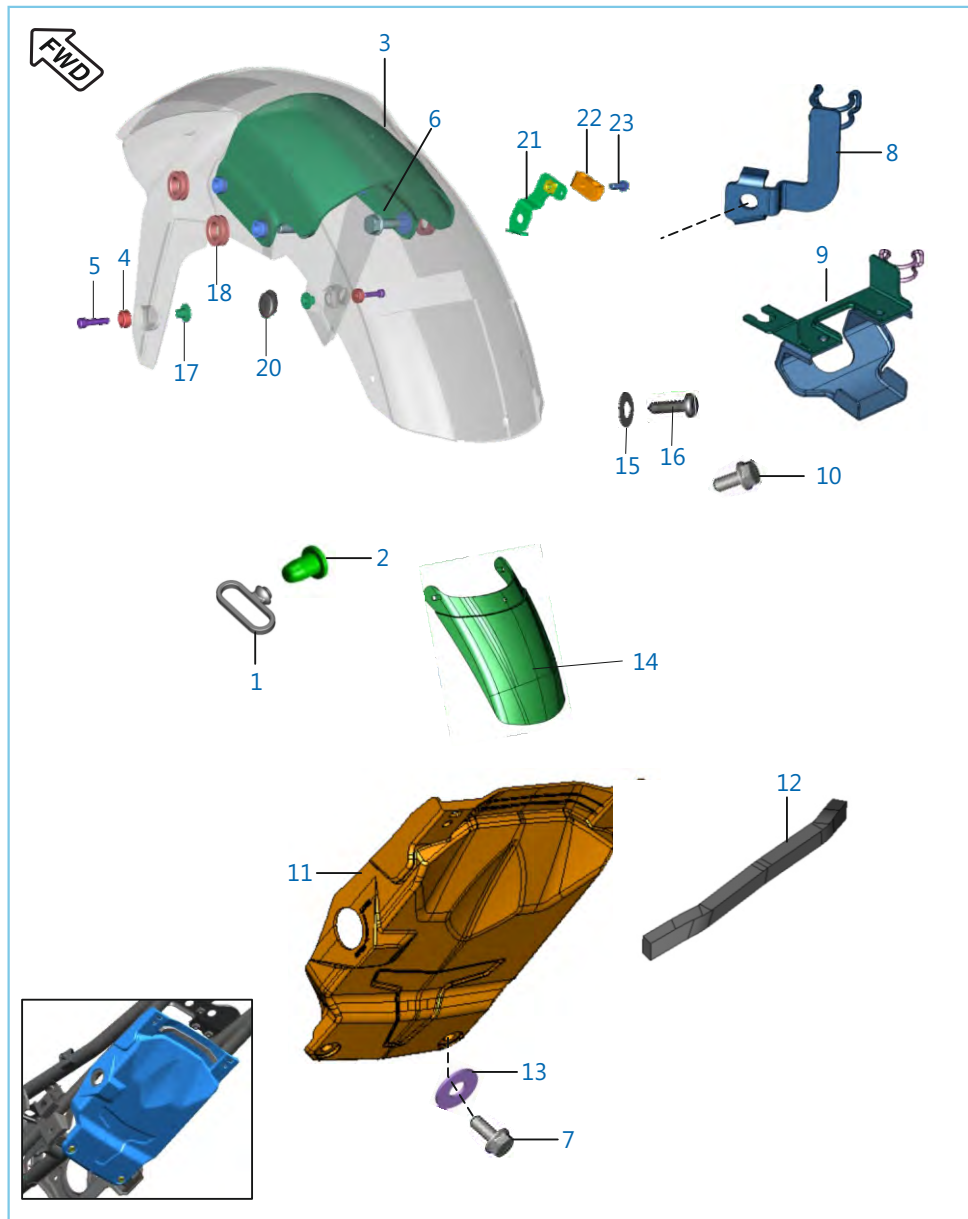
No.	Part No.	Description	Qty.	Remarks
1	JL 1220 06	Shockabsorber Mono	1	
2	LA C000 19	Bolt Socket M10 X 1.25 X 55	2	
3	JL 1220 13	Assembly Swing Arm Comp	1	
4	DG 1710 16	Sleeve	2	
5	DG 1710 18	Bearing - Needle	2	
6	DG 1710 19	Seal - Oil	4	
7	JL 1220 02	Cap Swing Arm Tube	2	
8	JL 1220 01	Adjuster Chain Lh	1	
9	JL 1220 09	Adjuster Chain Rh	1	
10	JL 1220 03	Slider Chain	1	
11	39 0454 11	Washer - Plain	2	
12	39 0553 02	Screw - Self Tapping	2	
13	JL 1220 04	Spacer Chain Adjuster	2	
14	JL 1220 08	Spacer Central Swing Arm	1	
15	JL 1812 24	Grommet I	1	
16	JL 1812 25	Grommet II	1	
17	JL 1220 26	Shaft - Swing Arm	1	
18	DT 1138 48	Cap -Swing Armpivot	2	
19	39 1053 15	Nut	1	
20	JL 2330 20	Label Drive chain slackness	1	
21	JL 2330 19	Label Tyre info	1	

Pillion Foot Rest



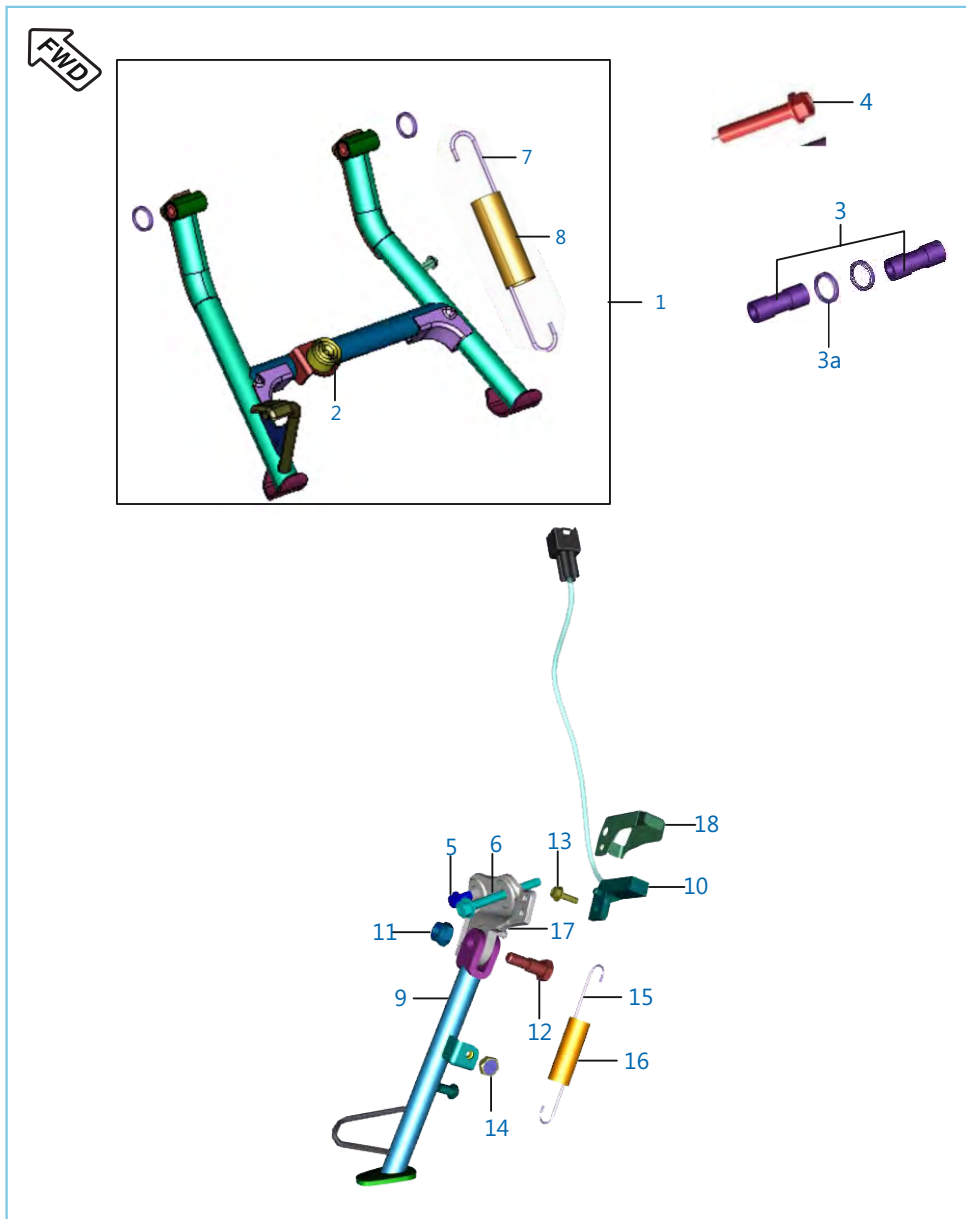
No.	Part No.	Description	Qty.	Remarks
1	56 JL3Y 1Y	Holder Step RH Slate Grey	1	
2	52 DT05 01	Step Assly Main RH Slate Grey	1	
3	JL 1130 12	Spring Torsion	1	
4	36 JL00 41	Kit Main Step Hardware	2	
5	JL 1130 36	Rubber Main Step Pillion	2	
6	LA C000 45	Bolt-Socket	4	
7	56 JL4K 1Y	Step Holder Pillion RH Slate Grey	1	
8	LA C000 46	Bolt Socket	4	
9	36 JL00 15	Kit Pillion Hardware	2	
10	56 JF19 1Y	Step Pillion RH K10 Slate Grey	1	
11	56 JL4M 1Y	Flap Holder Rh Slate Grey	1	
12	KA ET06 10	Bolt - Flanged :- Small	2	
13	DT 1130 15	Lock Plate RH	1	
14	52 DT05 03	Step Assly Main LH Slate Grey	1	
15	56 JL3X 1Y	Holder Step LH Slate Grey	1	
16	56 JL4J 1Y	Step Holder- Pillion LH Slate Grey	1	
17	56 JF18 1Y	Step Pillion LH Slate Grey	1	
18	DT 1130 14	Lock Plate LH	1	
19	56 JL4L 1Y	Flap Holder Lh Slate Grey	1	
20	JL 1130 33	Bracket Rear Brake Switch	1	
21	JL 1130 38	Step bolt	1	
22	39 1055 15	Nut Hex. with flange- M10	1	
23	JZ 1130 61	Rubber Pad Step	2	

Mudguard - Front & Rear



No.	Part No.	Description	Qty.	Remarks
1	DS 1611 25	Guide - Cable	1	
2	DJ 1610 69	Nail - Cable Guide	1	
3	JL 1814 64	Bracket Brace Fender	1	
4	DT 1814 34	Cup Washer Front-Fender-Mtg	2	
5	KA CA05 20	Bolt Socket Head	2	
6	JG 1134 07	Bolt - Flanged	4	
7	KA DE06 14	Bolt - Flanged	2	
8	JL 1318 11	Bracket -Hose Clamp	1	EURO III
9	JL 1318 12	Bracket Hose Clamp Top	1	EURO III
10	KA CA08 30	Bolt - Flanged	2	
11	JL 1812 09	Fender Rear Front	1	
12	JL 1812 21	Foam-Rear Fender Front	1	
13	LD B000 23	Washer - Plain	2	
14	JL 1814 05	Mudflap -Front	1	
15	39 0242 11	Washer - Plain	3	
16	39 1698 01	Screw - Pan Head M5	3	
17	JL 1814 68	Collar FR Fender	2	
18	DJ 1610 91	Grommet FR Fender	4	
19	DT 1814 35	Grommet FR Fender	2	N.I.
20	DT 1814 33	Plug Front Fender Rear	1	EURO IV
21	DT 1318 37	Bracket Hose Clamp Abs	1	EURO IV
22	DT 1318 75	Clamp Brake Hose - K8	1	EURO IV
23	39 1958 04	Bolt - Flanged Small	1	EURO IV

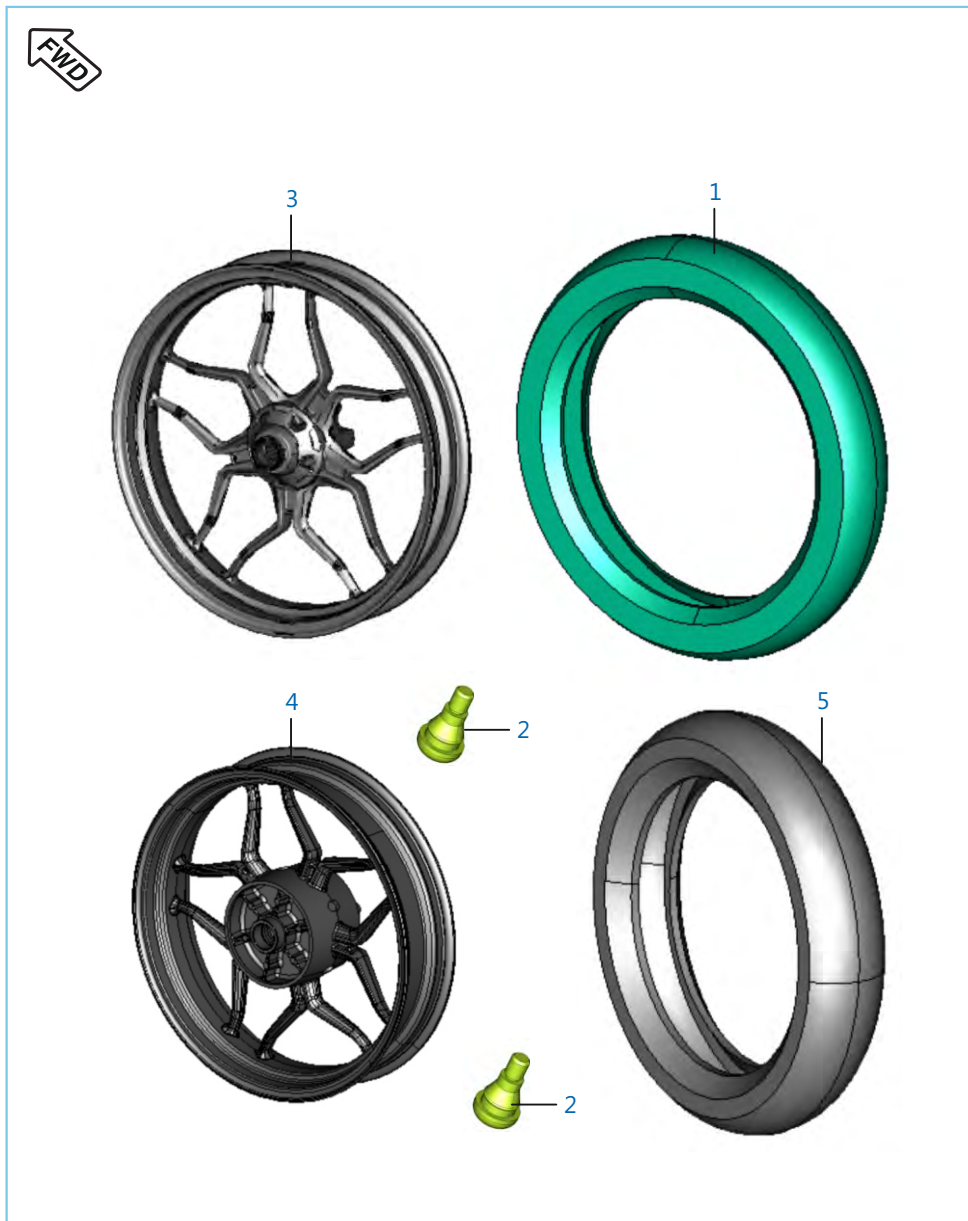
Stand Assembly



No.	Part No.	Description	Qty.	Remarks
1	36 JL00 25	Kit Center Stand	1	As an accessories
2	DG 1611 24	Damper	1	
3	JL 1132 10	Bush Main Stand	2	
3a	39 1013 21	O Ring	4	
4	LA D001 35	Bolt - Flanged M8	1	
5	KA DF08 12	Bolt - Hexagon M8 X 1.25	1	
6	LA D001 34	Bolt Flanged	1	
7	JL 1132 07	Spring Main Stand	1	
8	JL 1132 12	Cover Spring Main Stand	1	
9	JL 1132 01	Assembly Side Stand	1	
10	JF 4014 05	Switch Side Stand	1	
11	39 0422 15	Nut - Nyloc M10	1	
12	DF 1611 02	Bolt For Side Stand Mounting	1	
13	KA DB05 16	Bolt - Flanged	1	
14	JZ 4036 01	Magnet Assembly	1	
15	JL 1132 09	Spring Side Stand	1	
16	DH 1611 46	Cover - Spring Side Stand	1	
17	52 JL00 72	Bracket Side Stand Mtg	1	
18	JL 1138 18	Cover Side Stand Switch	1	

Plate No.: 31

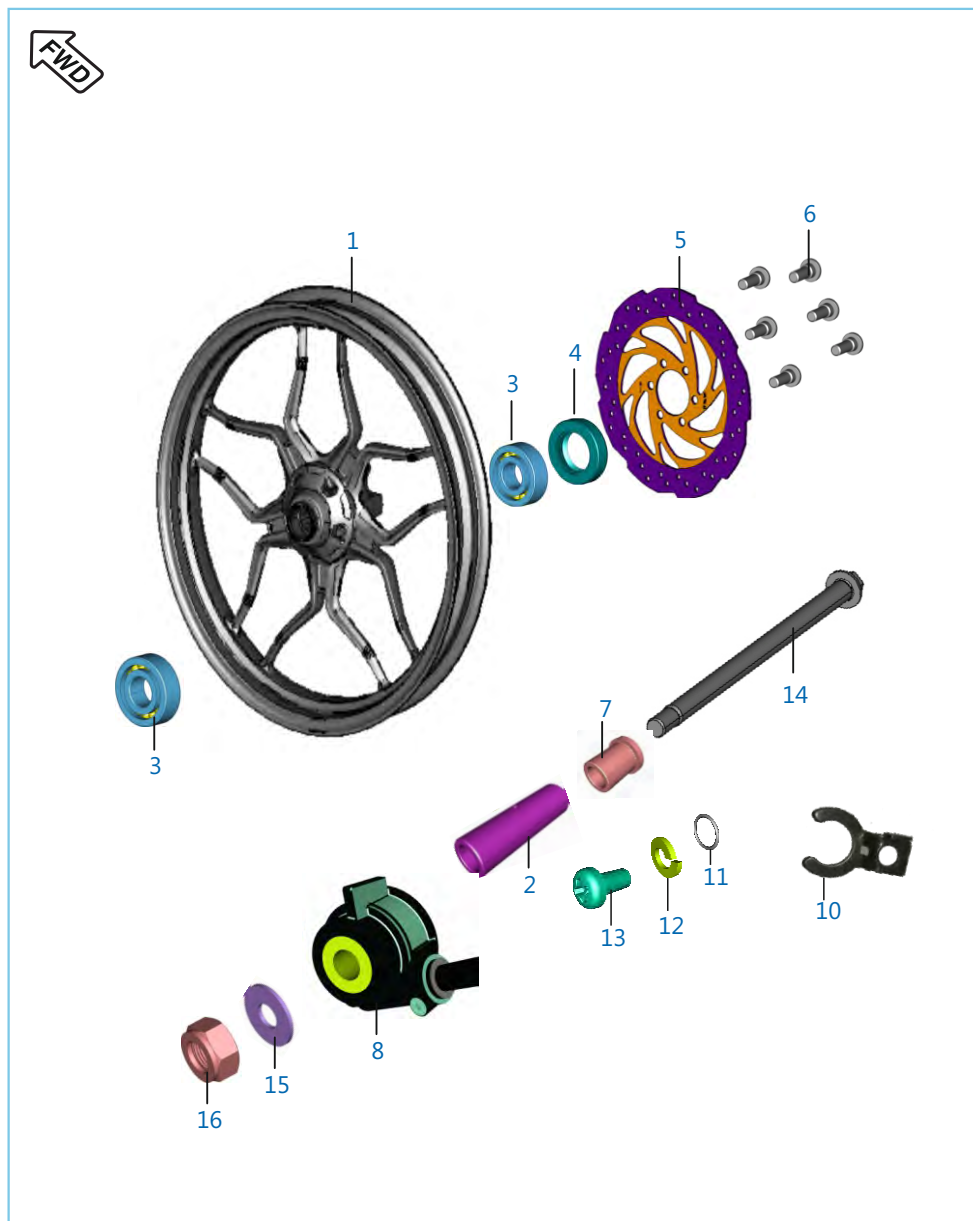
Tube / Tyre / Rim



No.	Part No.	Description	Qty.	Remarks
1	DT 1310 18	Tyre Tubeless (Size 100/80-17)	1	
2	DK 1510 26	Valve Tubeless Tyre	2	
3	JL 1310 04	Wheel Rim 2.5X17	1	
	56 DT2Z 5N	Wheel Front Matte Safire Blue	1	
4	JL 1312 09	Wheel Rim 3.5X17	1	
5	DT 1312 22	Tyre 130/70-17	1	

Plate No.: 32

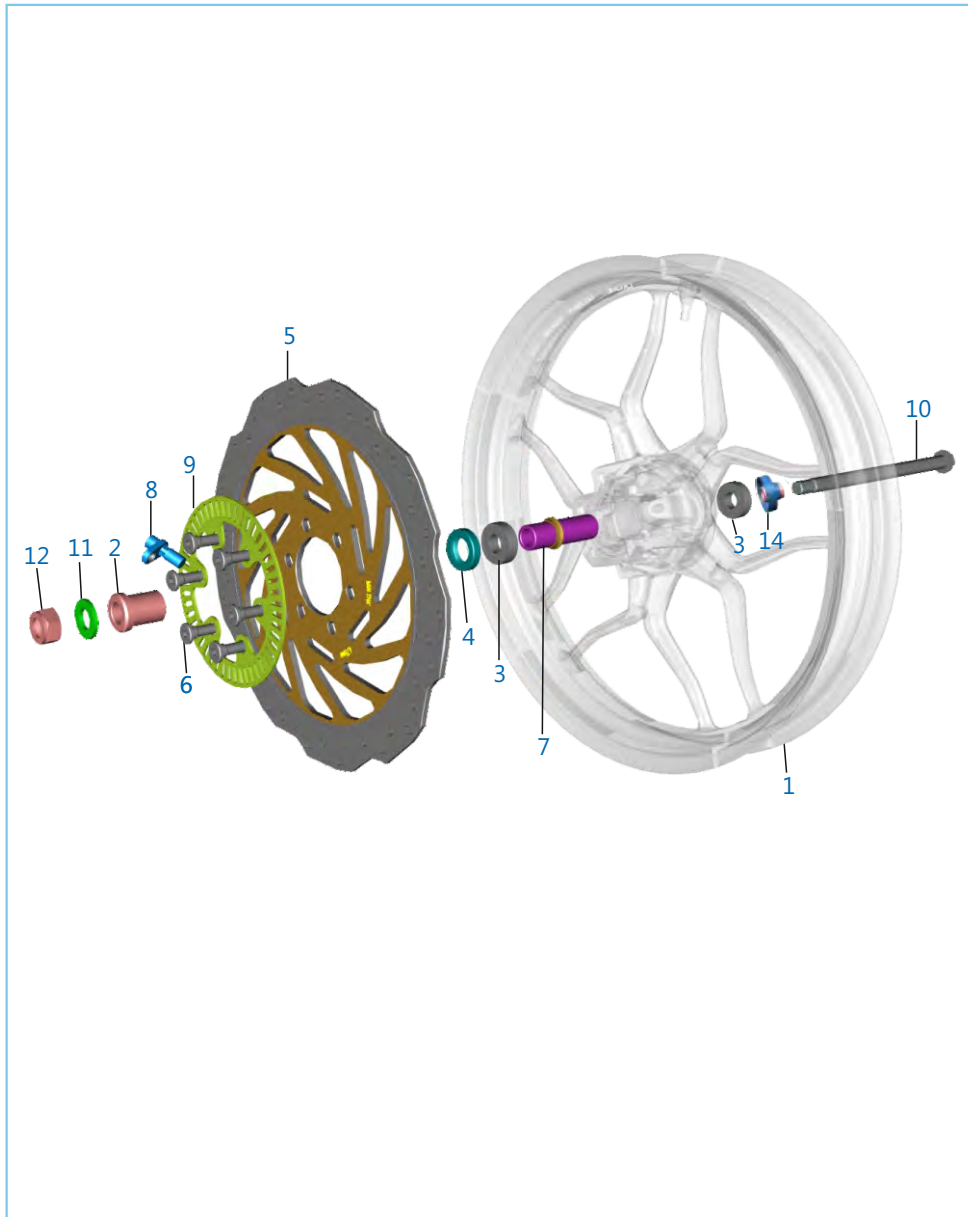
Front Hub NON ABS EURO III



No.	Part No.	Description	Qty.	Remarks
1	JL 1310 04	Wheel Front	1	
2	JG 1310 01	Spacer	1	
3	KP BC62 02	Bearing - Ball	2	
4	DG 1510 05	Seal - Oil	1	
5	52 JL01 41	Disc Front(BLACK)	1	
6	JD 1318 11	Special Bolt M8	6	
7	JL 1310 00	Collar	1	
8	JC 1510 20	Case Meter Housing(W/O Sensor)	1	
10	JC 2010 46	Stopper	1	Sensor Mtg
11	59 2100 19	'O' Ring	1	Sensor
12	KD DB04 08	Washer - Spring	1	Sensor Mtg
13	KB BA04 08	Screw Pan Cross - M4	1	Sensor Mtg
14	JL 1310 01	Axle	1	
15	LD B000 29	Washer	1	
16	LC J000 02	Nut - U M14	1	

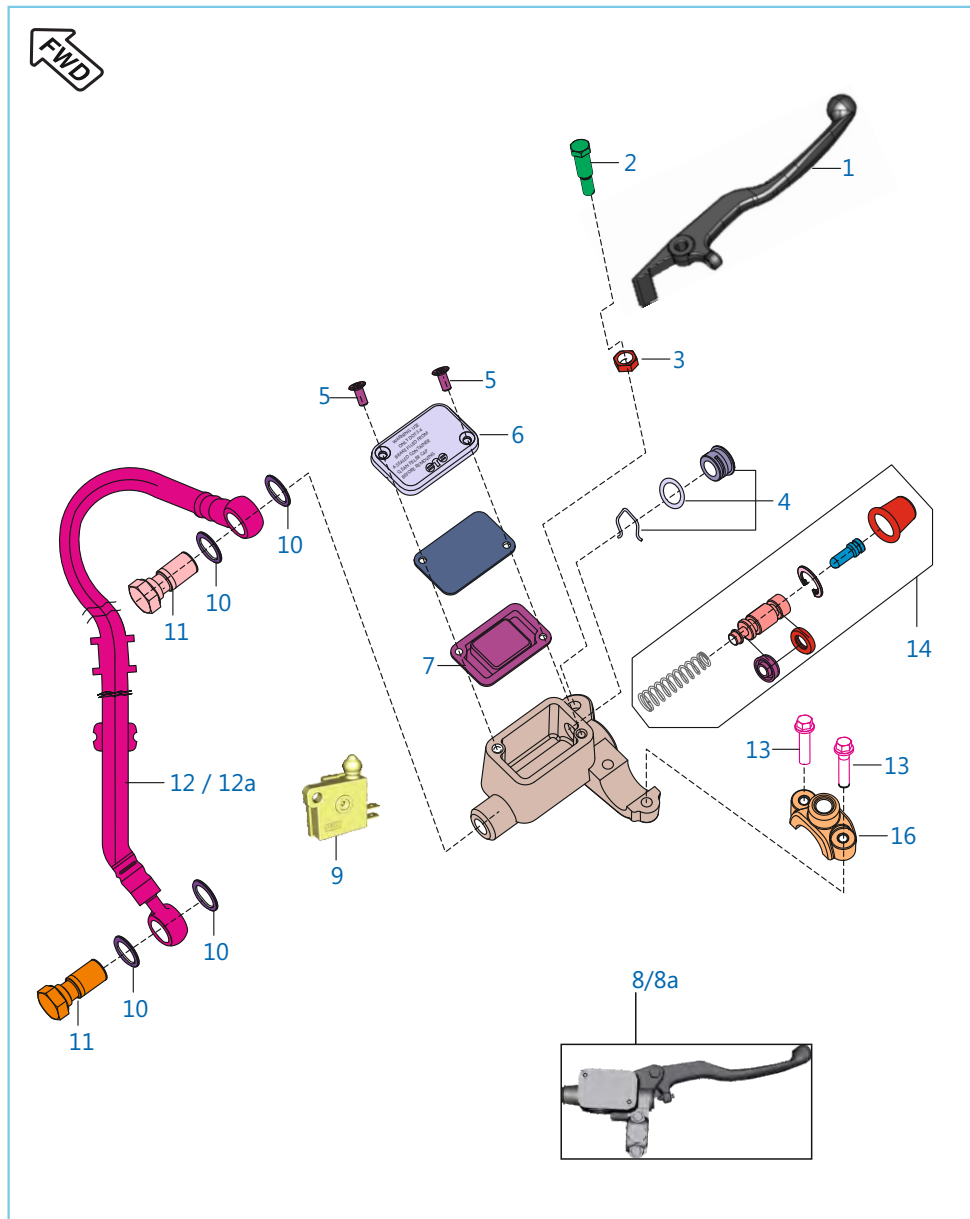
Plate No.: 33

Front Hub ABS EURO IV



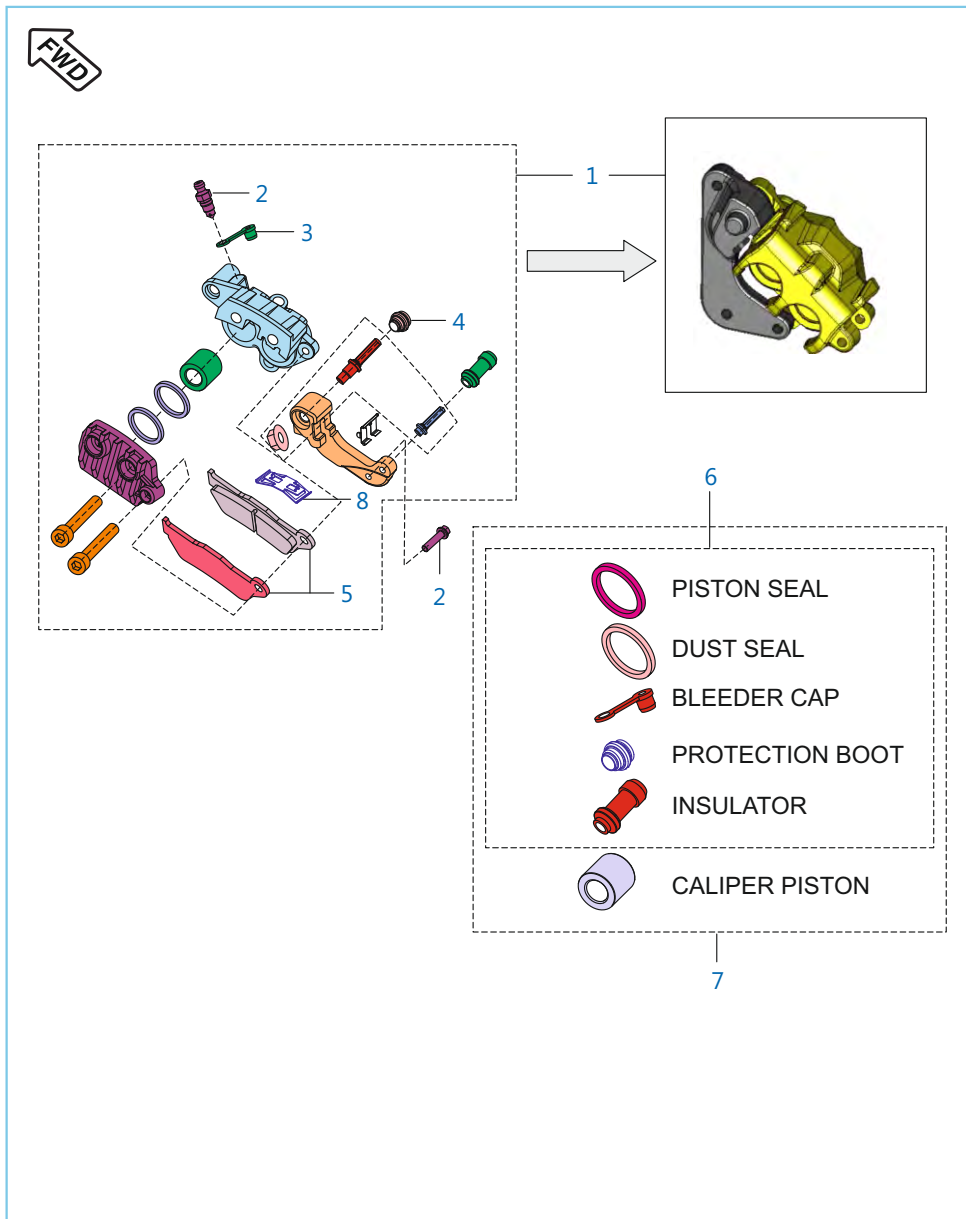
No.	Part No.	Description	Qty.	Remarks
1	JL 1310 04	Wheel Front	1	
2	JL 1310 00	Collar	1	
3	KP BC62 02	Bearing - Ball	2	
4	DG 1510 05	Seal - Oil	1	
5	DT 1318 02	Disc Front	1	
6	JD 1318 11	Special Bolt M8	6	
7	JG 1310 01	Space	1	
8	DT 4024 04	Wheel Speed Sensor (ABS)	1	Front & Rear
9	JU 1318 01	Sensor Disc Front	1	ABS
10	JL 1310 01	Axle	1	
11	LD B000 29	Washer	1	
12	LC J000 02	Nut - U M14	1	
13	39 1943 04	Flanged Bolt (Speed Sensor Mtg)	1	N.I
14	DT 1310 17	Collar Assly	1	

Front Master Cylinder



No.	Part No.	Description	Qty.	Remarks
1	JG 1610 10	Lever Front Brake	1	
2	DJ 1910 29	Bolt Front Bracket I	1	
3	DJ 1910 30	Nut	1	
4	36 DH19 02	Oil Window Kit	1	
5	DE 1910 30	Screw	2	
6	DE 1910 29	Cover - Reservoir	1	
7	DE 1910 28	Diaphragm	1	
8	JL 1319 18	Master Cylinder with lever	1	EURO III
	JF 1318 16	Master Cylinder with lever	1	EURO IV
9	DJ 2011 09	Front Brake Switch	1	
10	DE 1910 10	Washer - Copper	4	
11	DK 1510 69	Bolt - Banjo	2	
12	JL 1318 02	Hose Assembly	1	EURO III
	36 JL01 41	Hose Master Cyl to ABS	1	
13	LA D000 37	Bolt Flanged M8X1X50	2	
14	DJ 1910 23	Major Kit M-1	1	EURO III
	36 DT00 34	Major Kit Fr Master Cyl	1	EURO IV
15	36 JF00 82	Kit Push Rod	1	N.I. EURO IV
16	DE 1910 33	Clamp - Holder : RH	1	
	36 JF00 81	Kit Clamp Kit Mast Cyl	1	EURO IV

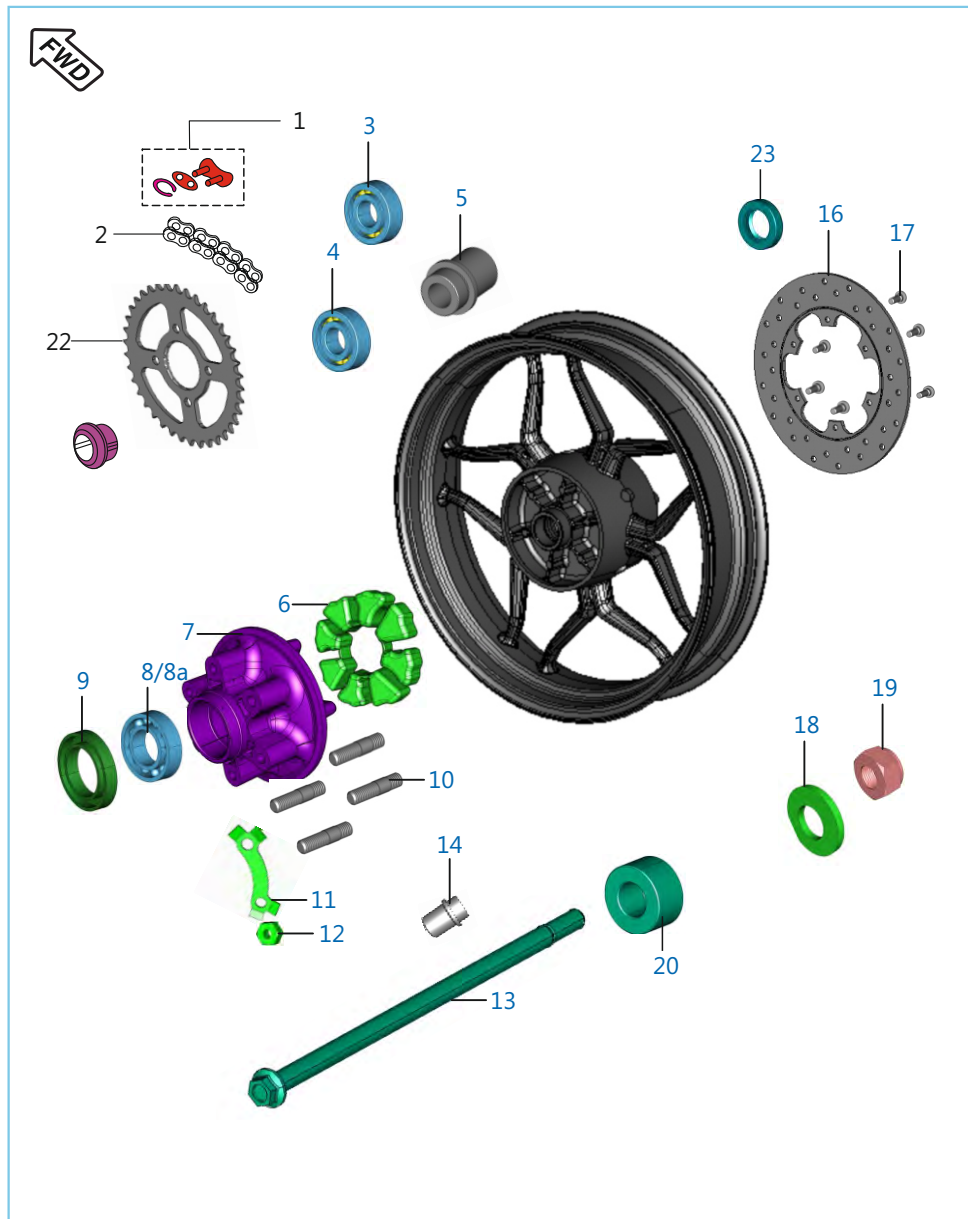
Front Caliper Assembly



No.	Part No.	Description	Qty.	Remarks
1	JL 1318 04	Caliper Assy Brake Front	1	EURO III
	DT 1318 53	Caliper Assy Brake Front	1	EURO IV
2	JL 1318 06	Screw Bleeder	1	
3	DE 1510 47	Bleeder Cap	1	
4	JL 1318 07	Boot	1	
5	JL 1318 05	Pad	1	EURO III
	JL 1318 32	Pad	1	EURO IV
6	DJ 1510 74	Minor Kit	1	
	YJ L040 04	Minor Kit-CALIPER	1	EURO IV
7	DJ 1510 75	Major Kit	1	
8	JL 1318 25	Spring Pad	1	

Plate No.: 37

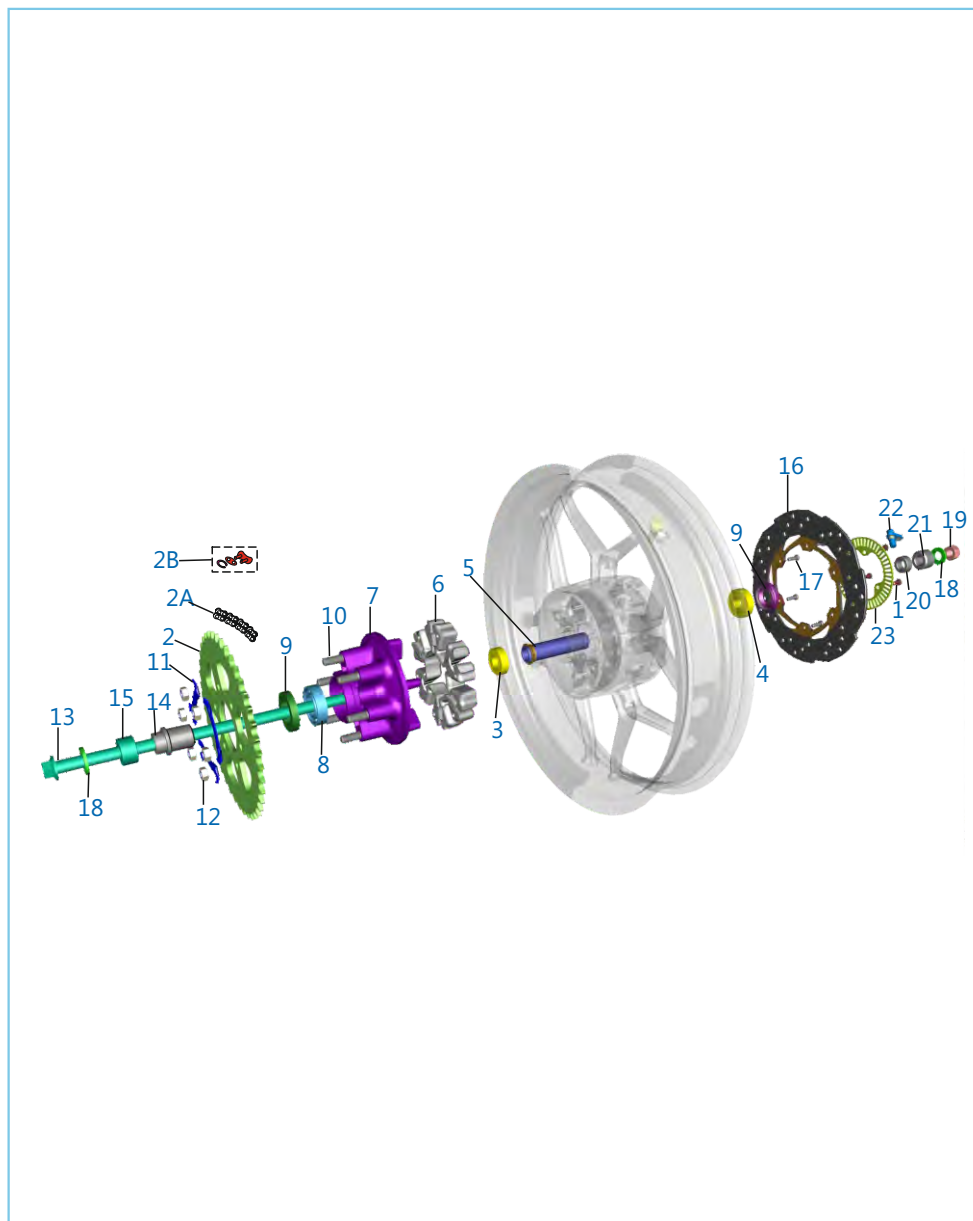
Rear Hub NON ABS EURO III



No.	Part No.	Description	Qty.	Remarks
1	DK 1510 36	Lock Set	1	
2	JL 1410 00	Chain	1	
3	KP BC62 02	Bearing - Ball	1	
4	KP BC63 02	Bearing - Ball	1	
5	JL 1312 16	Collar Bearing Assy	1	
6	JL 1312 32	Coupling Rubber	1	
7	JL 1312 25	Coupling	1	
8	KP AC60 05	Bearing Coupling	1	
9	DK 1510 12	Oil Seal	2	
10	LA A000 19	D Bolt	6	
11	JL 1312 26	Washer 6 Rubber	3	
12	LC A000 09	Nut	6	
13	JL 1312 03	Axle	1	
14	DK 1510 15	Sleeve	1	
15	JL 1312 11	Spacer for Coupling	1	
16	JL 1319 30	Disc Rear Dia 230 mm	1	
17	39 2038 04	Bolt Hex	6	
18	LD B000 29	Washer	2	
19	LC J000 02	Nut - U	1	
20	DK 1510 81	Spacer I	1	
21	DK 1510 82	Spacer II	1	
22	JL 1410 01	Sprocket 40T	1	
23	30 1510 82	Seal Oil	1	
24	30 1510 98	Supporter	1	N.I

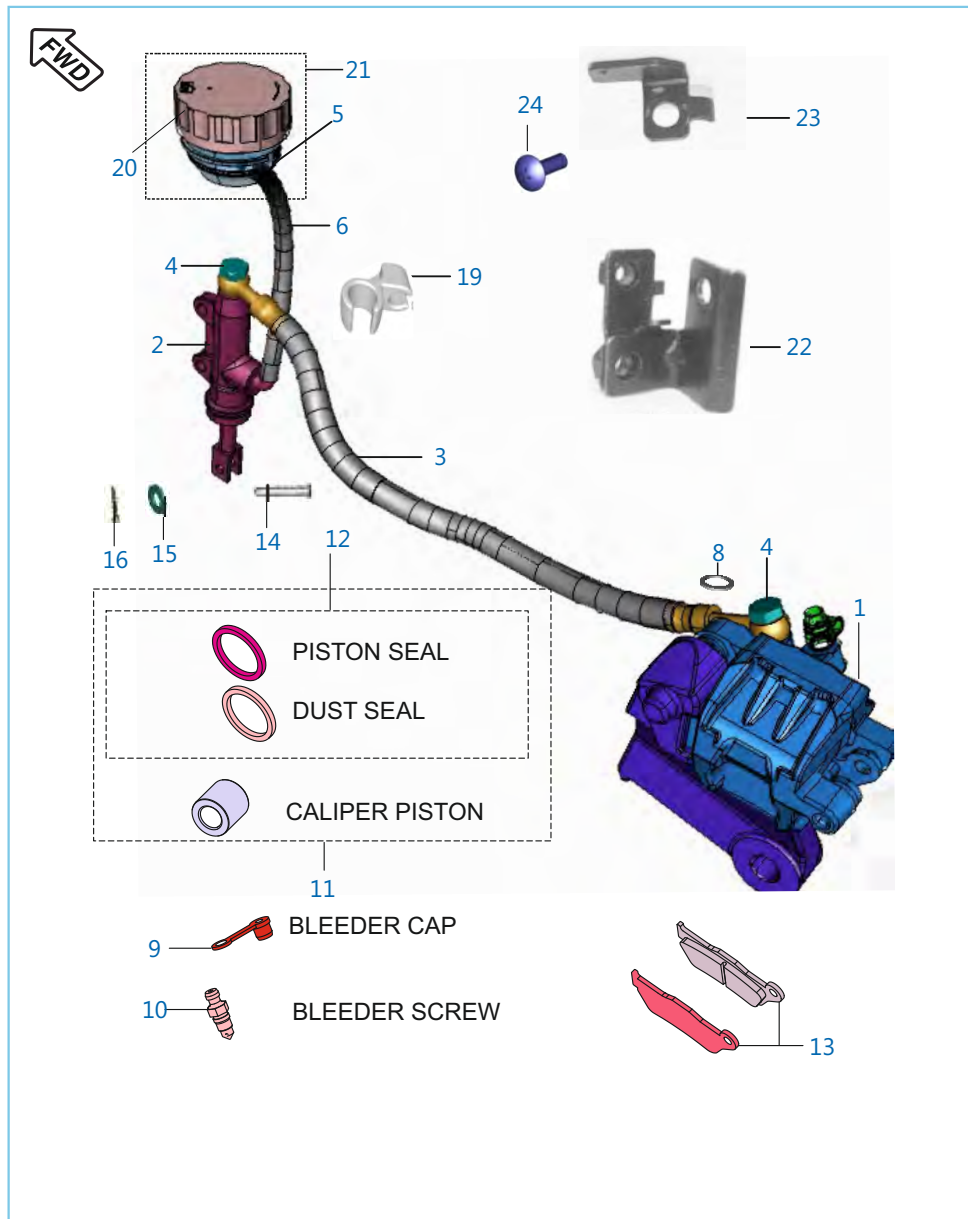
Plate No.: 38

Rear Hub ABS EURO IV



No.	Part No.	Description	Qty.	Remarks
1	39 0746 01	Screw Pan Head	3	
2	JL 1410 01	Sprocket 40T	1	
2A	JL 1410 00	Chain O Ring Type	1	
2B	DK 1510 36	Connecting Link- 'o' Ring Chain	1	
3	KP BC63 02	Bearing - Ball	1	
4	KP BC62 02	Bearing - Ball	1	
5	JL 1312 16	Collar Bearing Assy	1	
6	JL 1312 32	Coupling Rubber	1	
7	JL 1312 25	Coupling	1	
8	DK 1510 13	Bearing Coupling	1	
9	30 1510 82	Oil Seal	2	
10	LA A000 19	D Bolt	6	
11	JL 1312 26	Washer 6 Rubber	3	
12	LC A000 09	Nut	6	
13	JL 1312 03	Axle	1	
14	DK 1510 15	Sleeve	1	
15	JL 1312 11	Spacer for Coupling	1	
16	JL 1319 30	Disc Rear Dia 230 mm	1	
17	39 2038 04	Bolt Hex	6	
18	LD B000 29	Washer	2	
19	LC J000 02	U Nut Swing Arm	1	
20	DK 1510 81	Spacer I	1	
21	DK 1510 82	Spacer II	1	
22	DT 4024 04	Wheel Speed Sensor (ABS)	1	Front & Rear
23	JU 1318 02	Sensor Disc Rear	1	

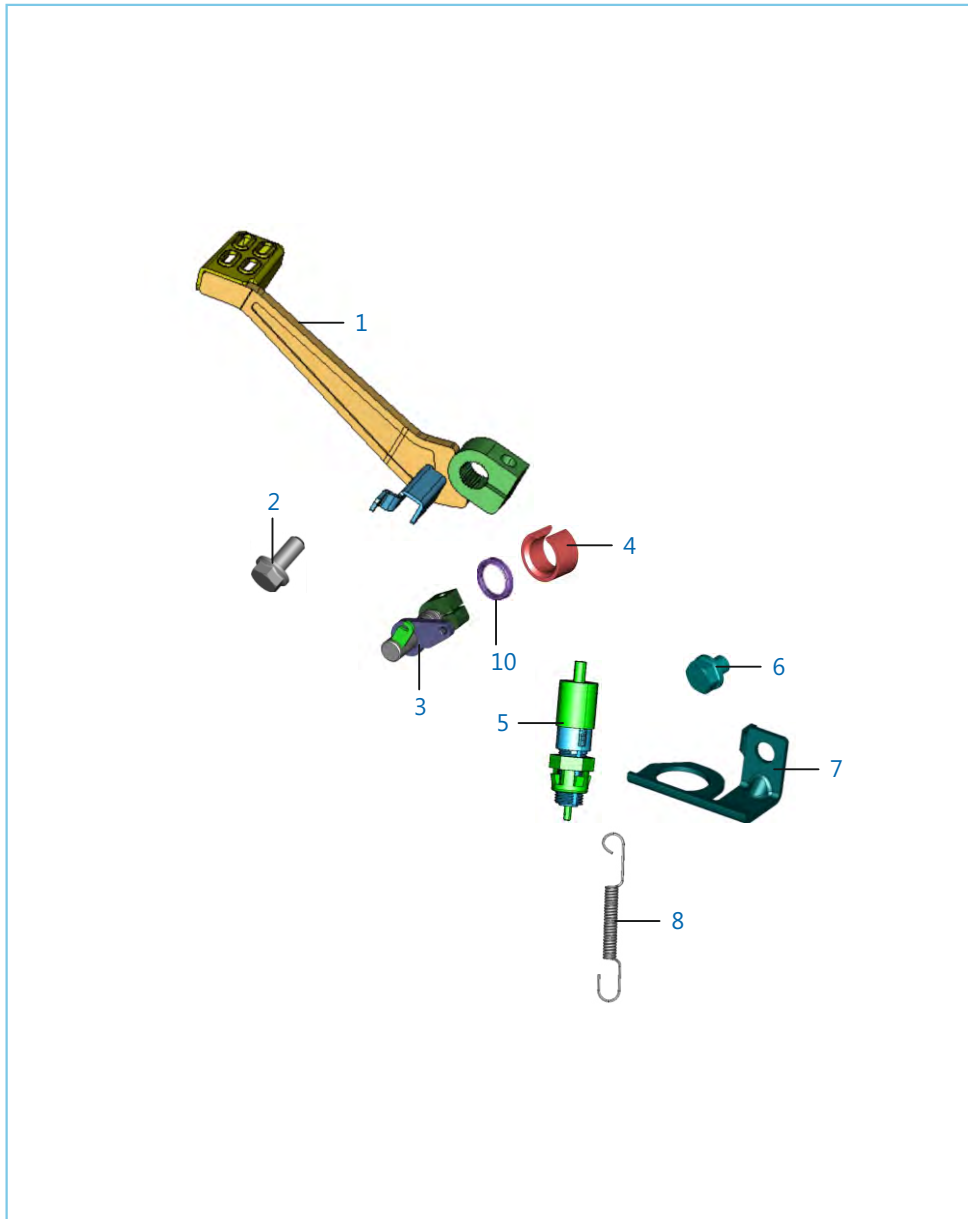
Rear Disc Brake System



No.	Part No.	Description	Qty.	Remarks
1	JL 1318 34	Assembly Caliper	1	EURO III
	DT 1318 26	Assembly Caliper	1	EURO IV
2	DK 1510 31	Assembly Master Cyl. Rear	1	EURO III
	DT 1318 66	Assembly Master Cyl. Rear	1	EURO IV
3	JL 1318 03	Hose Disc Brake Rear	1	
4	DK 1510 69	Banjo Bolt	2	
5	JG 1318 21	Reservoir Rear Brake	1	
6	JL 1312 20	Hose - Reservoir	1	
7	DK 1510 63	Clip Reservoir	1	Cap Reservoir (N.I.)
8	DE 1910 10	Copper Washer	4	Banjo Bolt
9	DE 1510 47	Cap Bleeder Screw	1	
10	DE 1510 46	Bleeder Screw	1	
11	DK 1510 88	Caliper Piston Kit	1	
	YJ L040 05	Major Kit Caliper Assly Rear	1	EURO IV
12	DK 1510 89	Caliper Piston Seal Kit	1	
	YJ L040 06	Minor Kit Caliper Assly Rear	1	EURO IV
13	DK 1510 85	Set Disc Pad	1	
14	30 1910 38	Pin	1	
15	39 0198 11	Washer Plain	1	
16	39 0808 08	Split Pin	1	
17	DK 1510 73	Master Cyl. Major kit	1	N.I.
	36 DT00 39	Major Kit - Rear	1	EURO IV
18	DK 1510 74	Master Cyl. Minor kit	1	N.I.
	36 DT00 40	Minor Kit - Rear	1	EURO IV
19	JL 1318 77	Clamp	1	
20	DK 1510 45	Cap Reservoir Rear Brake	1	
21	36 JG00 83	Reservoir with Cap Rear Brake	1	
22	JL 1318 41	Bracket Reservoir mounting	1	
23	JL 1318 78	Bracket Reservoir Cap	1	
24	KB BA05 12	Screw	1	
25	DK 1510 90	Insulator Kit	1	N.I.

Plate No.: 40

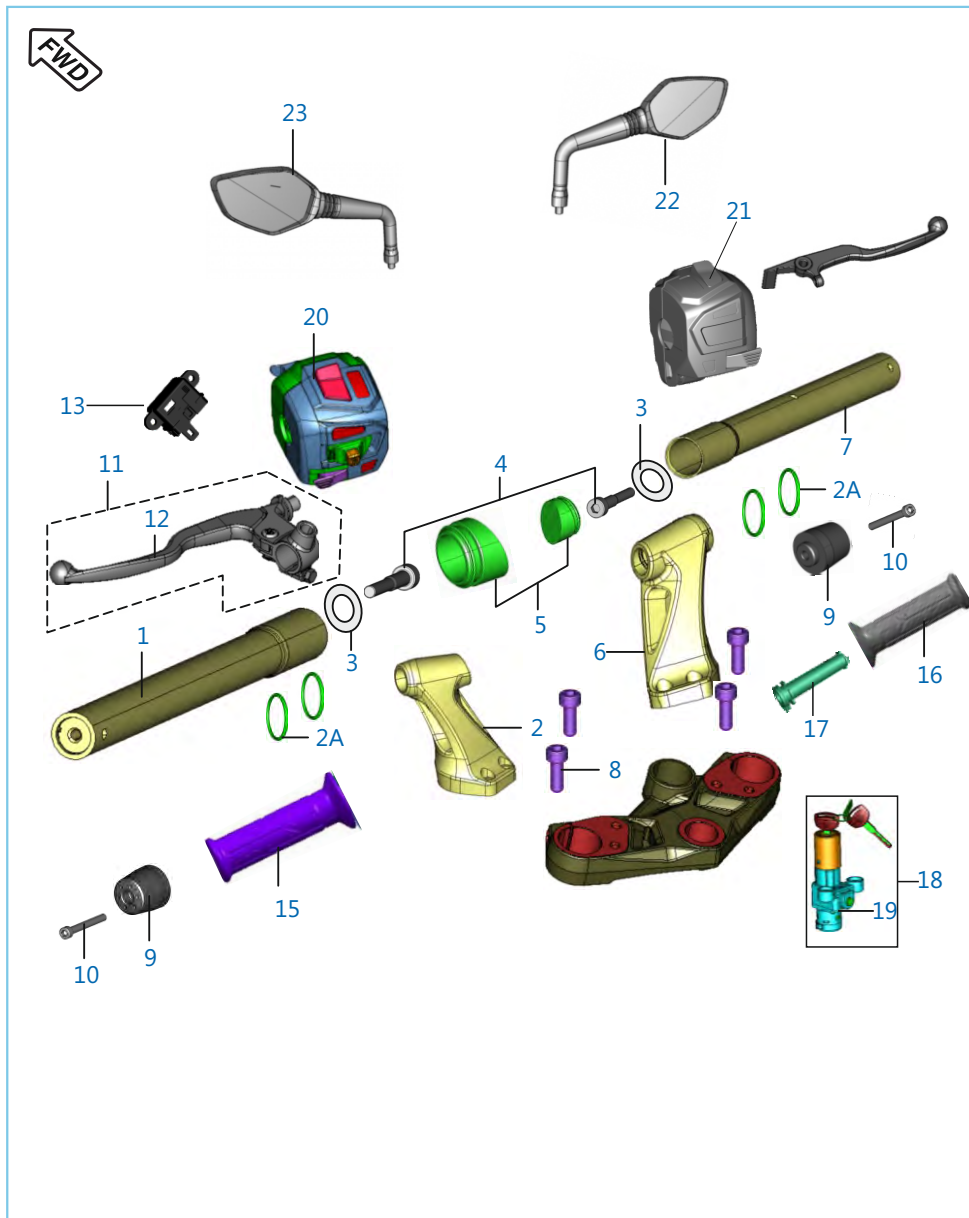
Rear Brake Pedal



No.	Part No.	Description	Qty.	Remarks
1	JL 1610 01	Brake Pedal	1	
2	59 0400 48	Bolt - Flanged : M8	1	
3	JL 1610 10	Shaft Assy Brake Lever	1	EURO III
	JL 1319 28	Assly Brake Shaft	1	EURO IV
4	DH 1910 13	Spacer Brake Shaft assly.	1	
5	JL 4014 06	Switch - Rear Brake	1	
6	KA Ea06 08	Hex. head bolt	1	
7	JL 1130 33	Bracket Rear brake switch	1	
8	JL 1610 06	Spring Rear Brake Switch	1	
9	DH 1910 06	Spring - Brake Pedal	1	N.I.
10	39 1537 21	O Ring	2	

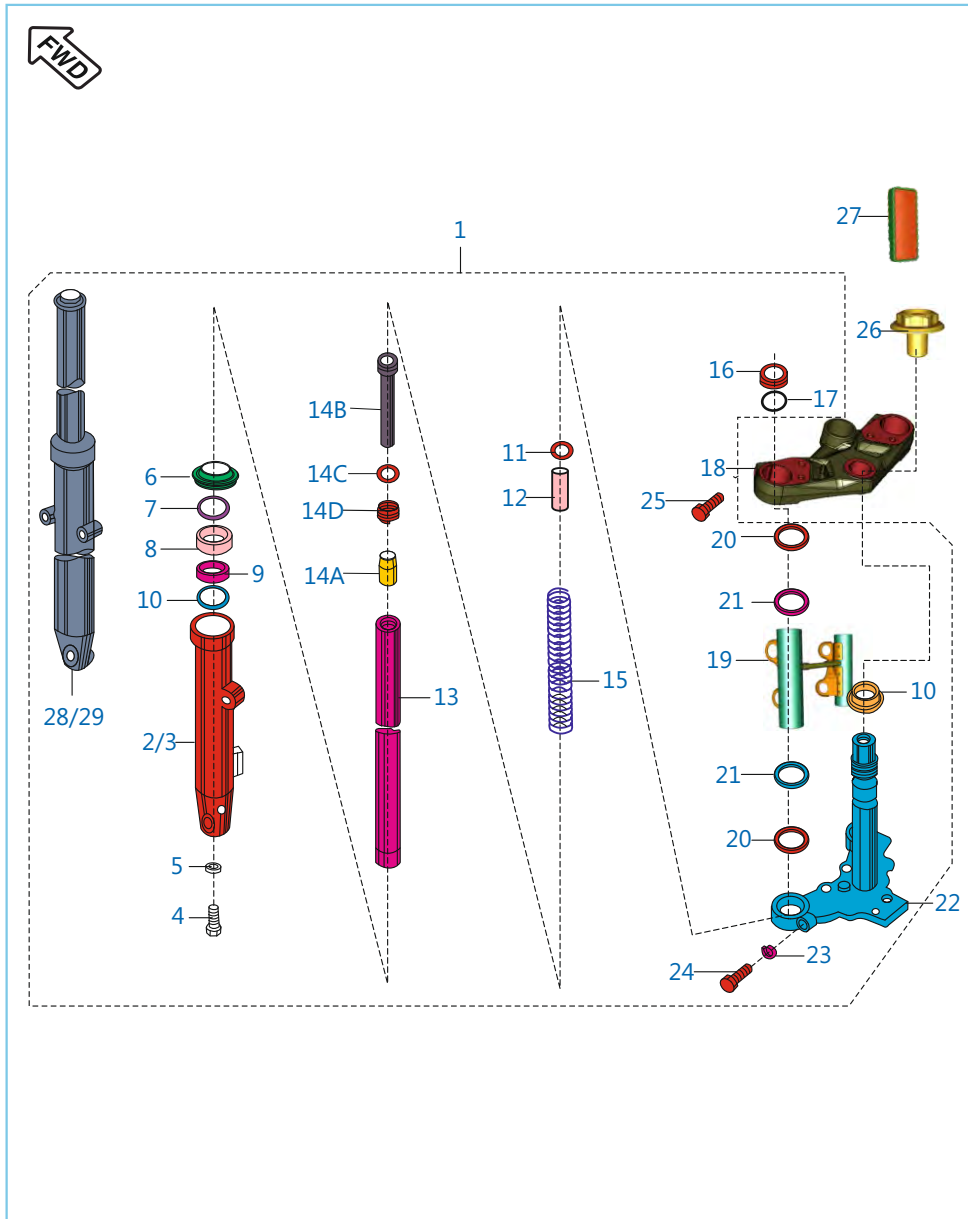
Plate No.: 41

Handle Bar Assly



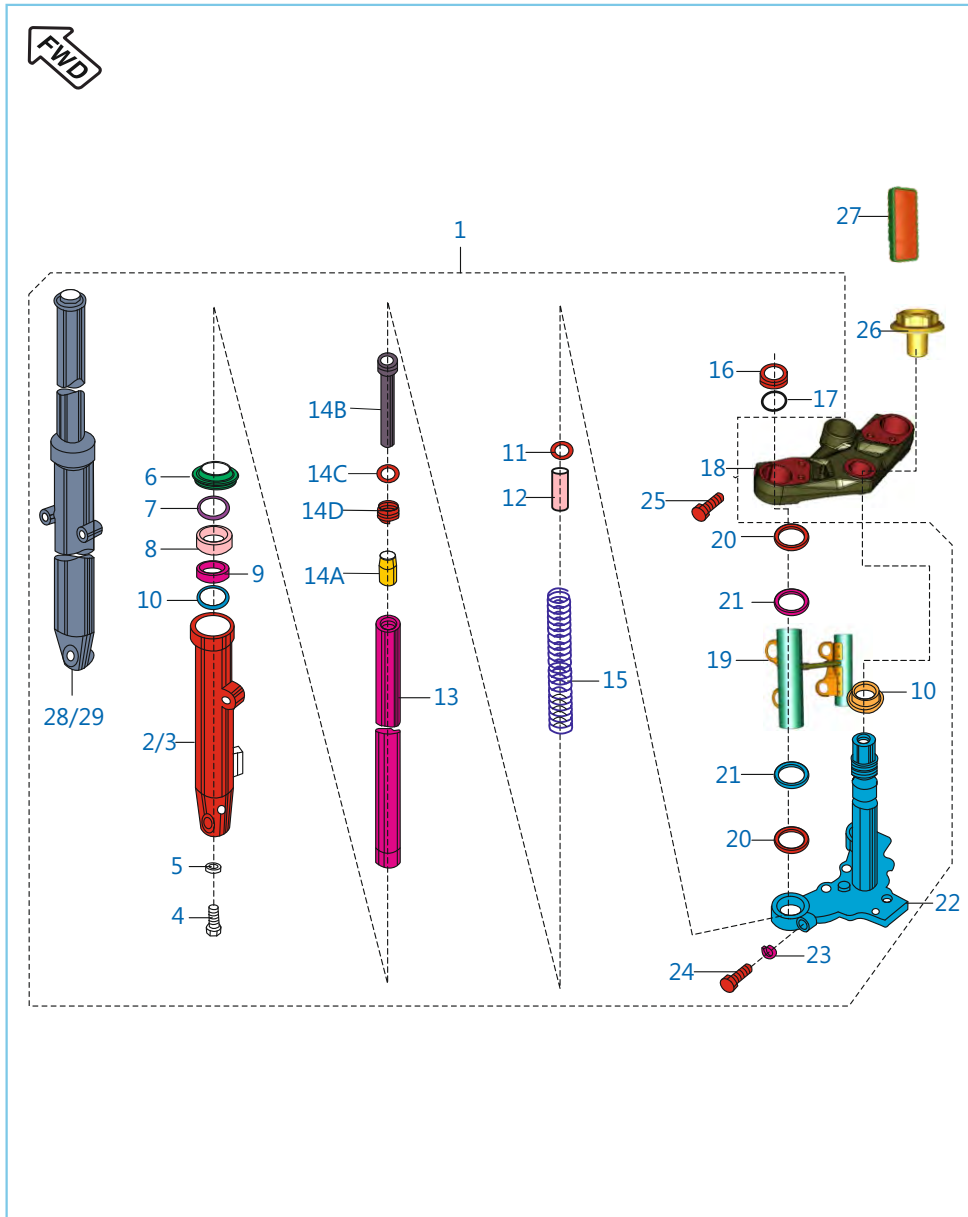
No.	Part No.	Description	Qty.	Remarks
1	JL 1510 21	Handle Bar Tube LH assly.	1	
2	56 JL31 5X	Holder Handle LH(Stoic Black)	1	
2A	JL 1510 38	O ring	4	
3	39 1180 11	Washer - Plain	2	
4	LA C000 20	Bolt Socket M8X1.25Px55L	2	
5	JL 1510 28	Plug Handle Holder	2	
6	56 JL32 5X	Holder Handle RH(Stoic Black)	1	
7	JL 1510 34	Handlebar Tube Assy RH	1	
8	DG 1810 08	Bolt - Socket	4	
9	JL 1510 35	Handlebar Weight	2	
10	39 2427 04	Bolt - Hexagon Socket Head Cap:M	2	
11	JL 1610 16	Lever & Support Holder Assly LH	1	
12	JG 1610 08	Lever Clutch	1	
13	JG 4014 16	Clutch Switch (6Amp Diode)	1	
14	DS 1910 52	Lever Boot	1	N.I.
15	JL 1610 03	Handle Grip LH	1	
16	JL 1610 08	Grip Hand Assy RH	1	
17	JG 1510 22	Pipe - Throttle	1	
18	JL 1510 23	Lock Set 3 In 1	1	EURO III
	JL 2326 05	Lock Set 3 In 1 + Tank Cap	1	EURO IV
19	JL 4014 03	Switch Ignition	1	
20	JL 4014 00	Switch Control LH	1	
21	JL 4014 05	Switch Control RH	1	
22	JL 2316 01	Mirror Assly RH	1	
23	JL 2316 00	Mirror Assly LH	1	
24	LB U000 12	Screw	1	N.I.
25	DK 1810 83	Bush Silent	1	N.I.

Front Fork



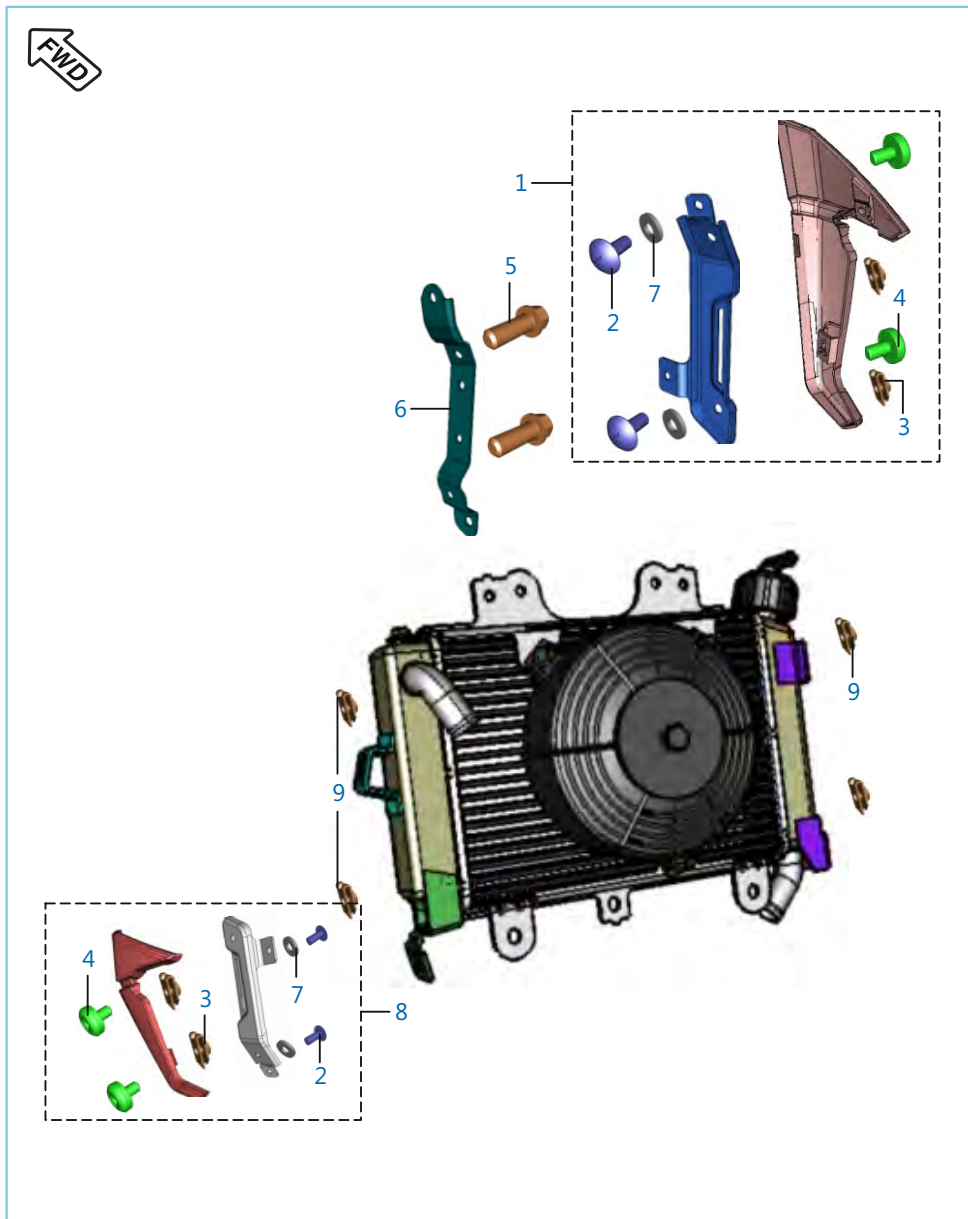
No.	Part No.	Description	Qty.	Remarks
1	JL 1210 05	Fork Assly- Front	1	
2	DT 1210 52	Tube Outer LH	1	
3	DT 1210 53	Tube Outer RH	1	
4	DK 1810 06	Socket Headed Bolt - M10 X1.5X35	2	
5	DK 1810 07	Copper Washer	2	
6	DK 1810 21	Inner Dust Seal	2	
7	DK 1810 18	Washer Seal	2	
8	DK 1810 19	Oil Seal	2	
9	DK 1810 17	Guide Bush	2	
10	DK 1810 20	Oil Seal Stopper	2	
11	DK 1810 15	Washer	2	
12	JL 1510 12	Spacer Tube	2	
13	JL 1210 08	Fork Pipe Inner	2	
14A	DK 1810 09	Cap Oil Lock	2	
14B	DK 1810 10	Seat Pipe	2	
14C	DK 1810 12	Piston Ring	2	
14D	DK 1810 13	Rebound Spring	2	
15	JL 1210 01	Spring Main Spring	2	
16	DK 1810 22	Fork Bolt	2	
17	DK 1810 23	O' Ring	2	
18	56 JL33 5X	Upper Bracket (Stoic Black)	1	

Front Fork



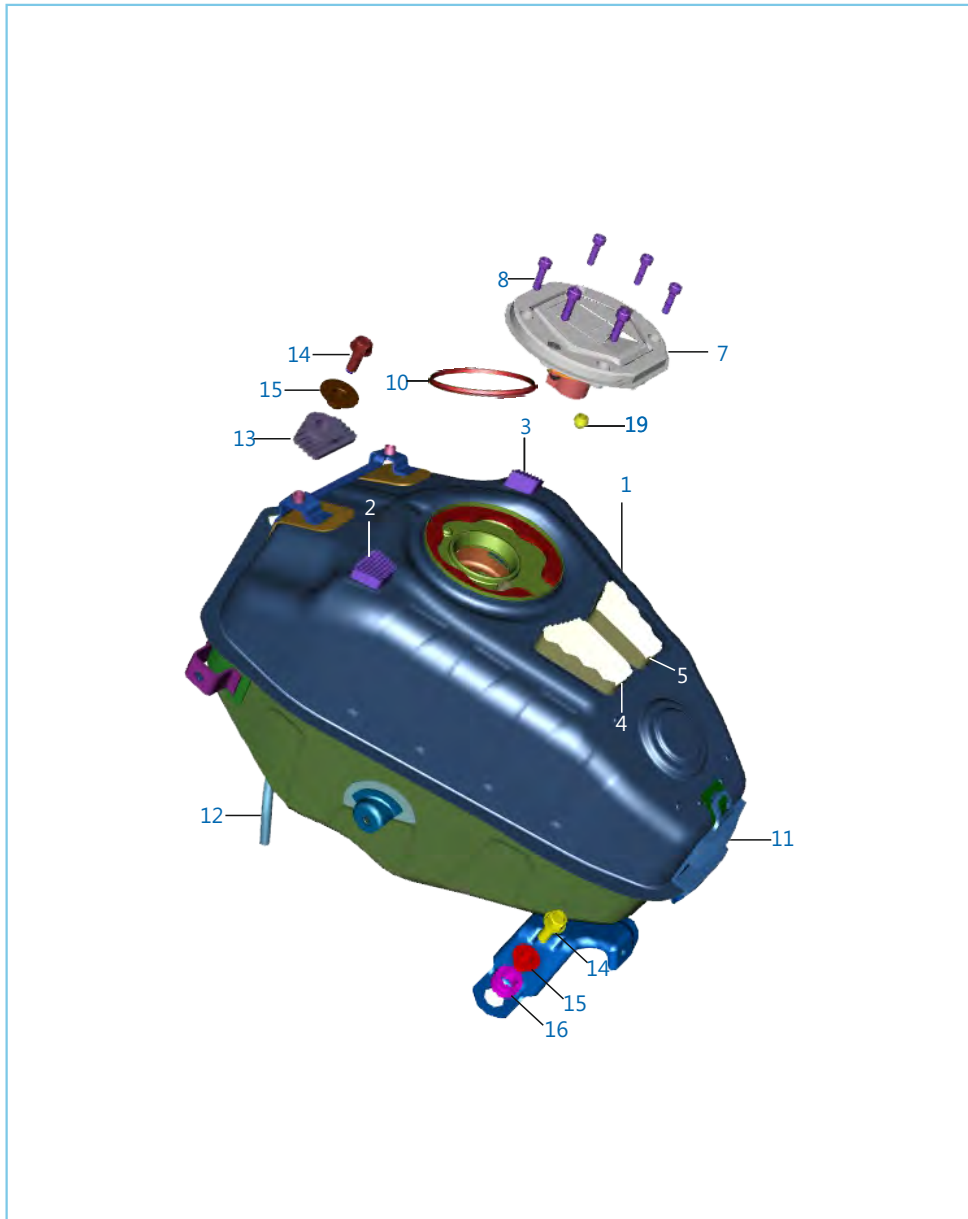
No.	Part No.	Description	Qty.	Remarks
19	JL 1812 35	Lamp Shade Assy	1	
20	JC 1810 23	Cover Cushion	4	
21	JC 1810 22	Cove Trail B	4	
22	JL 1510 37	Under Bkt Assy Complete	1	
23	DK 1810 25	Spring Washer	2	
24	DK 1810 28	Bolt	2	
25	DG 1810 08	Bolt - Socket	2	
26	JL 1510 36	Steering Top Bolt	1	
27	DK 2011 21	Front Reflex Reflector LH Assy	1	
28	JL 1210 07	Assly Leg LH- K16A-ABS	1	
29	JL 1210 06	Assly Leg RH- K16A-ABS	1	

Radiator Covers



No.	Part No.	Description	Qty.	Remarks
1	JL 1810 19	Shroud Assy RH	1	
2	KB UB05 12	Screw Truss	4	
3	DJ 1612 29	Clip Nut M5	4	
4	KB UA06 12	Screw - Truss	4	
5	39 1672 04	Bolt - Flange : M6 X 16	2	
6	JL 1812 32	Shroud Mtg Bkt RH	1	
7	39 2141 24	Washer	4	
8	JL 1810 17	Shroud Assy LH	1	
9	DJ 1810 65	Nut - Clip :- M6	4	

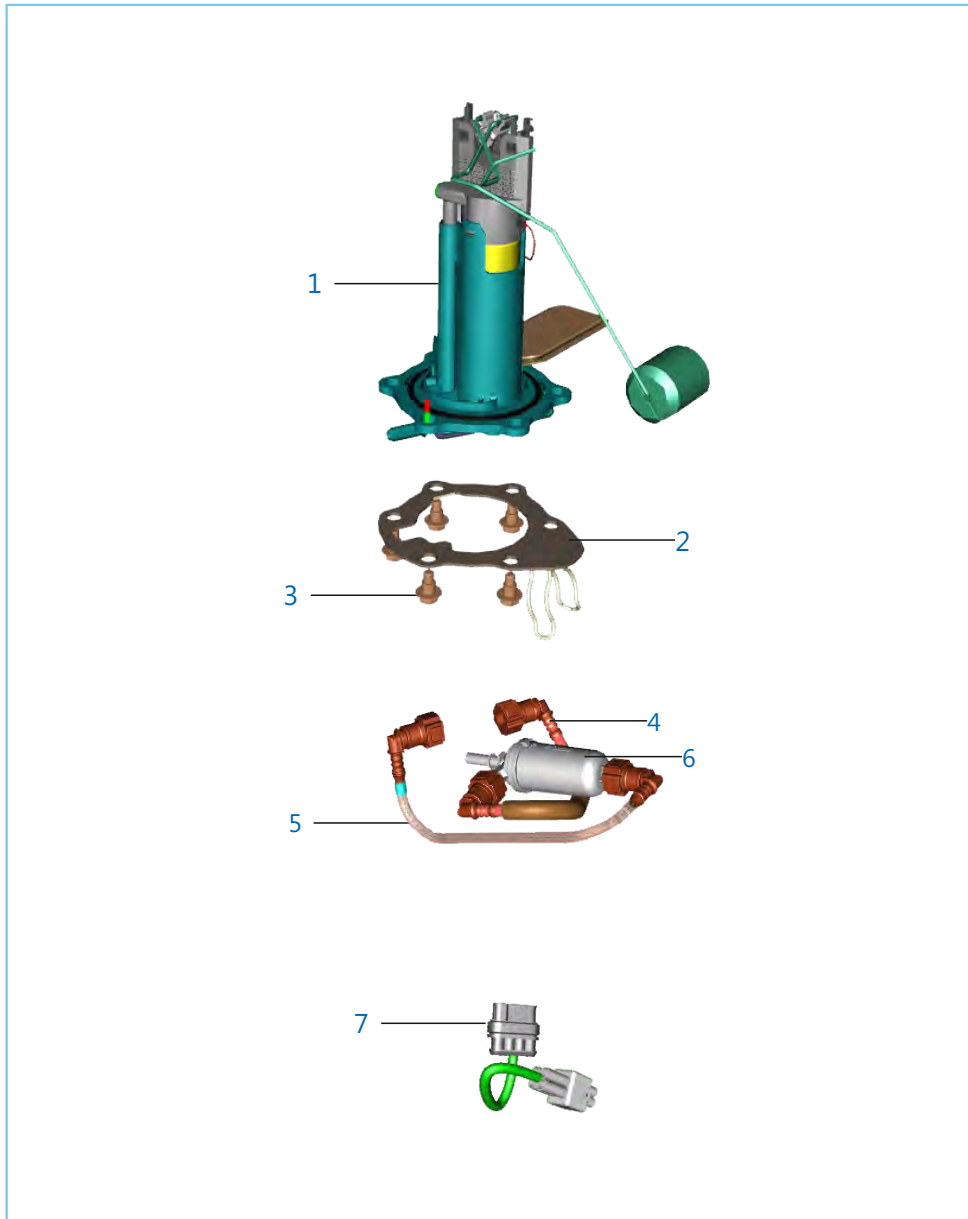
Fuel Tank Assembly



No.	Part No.	Description	Qty.	Remarks
1	52 JL07 97	Tank Assly Non EVAP	1	EURO III
	52 JL07 50	Tank Assly	1	EURO IV
2	JL 1710 28	Damper Tank Cover Rest FR LH	1	
3	JL 1710 29	Damper Tank Cover Rest FR RH	1	
4	JL 1710 30	Damper Tank Cover Rest Centl LH	1	
5	JL 1710 31	Damper Tank Cover Rest Centl RH	1	
6	JL 1710 38	Beading Tank LH	2	N.I
7	56 JL04 01	Cap tank	1	EURO III
	JL 2326 05	Lock set 3 in 1 + Cap tank	1	EURO IV
8	KA CD05 16	Hex Soc Head Cap Screw M5X0.8	6	
9	JD 1710 59	EVAP Cap Rubber Seal	1	EURO IV
10	JL 1710 49	Damper ring	1	
11	JL 1710 73	Damper Tank Cover Rest Rear	1	
12	JL 1710 63	Fuel Tube	1	
13	JL 1710 18	Grommet Tank Mtg Front	1	
14	KA DE08 20	Bolt Tank Mtg Front	3	
15	JL 1710 19	Sleeve Tank Mtg Front	3	
16	JL 1710 20	Grommet Tank Mtg Rear	2	

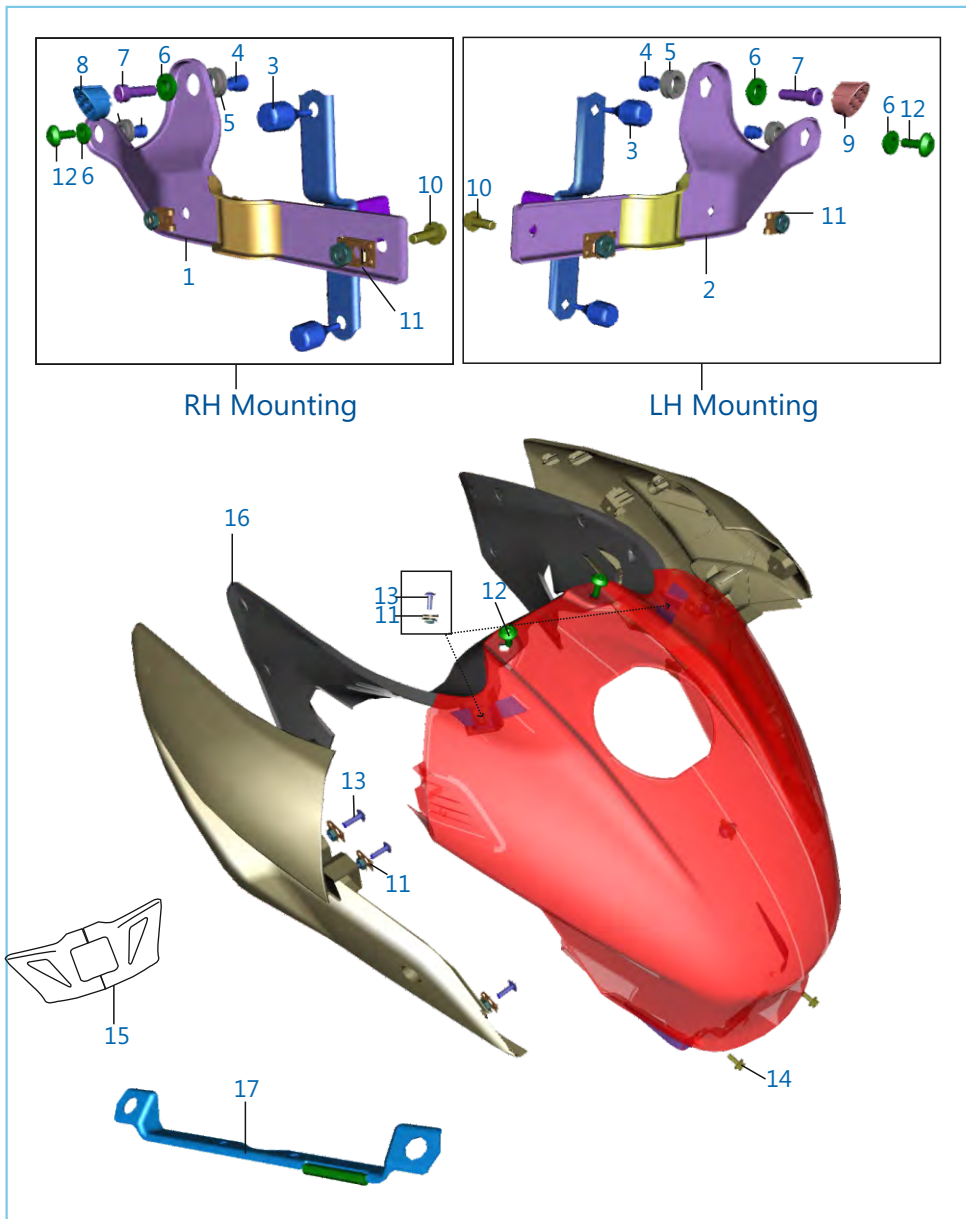
Plate No.: 45

Fuel Pump Assy



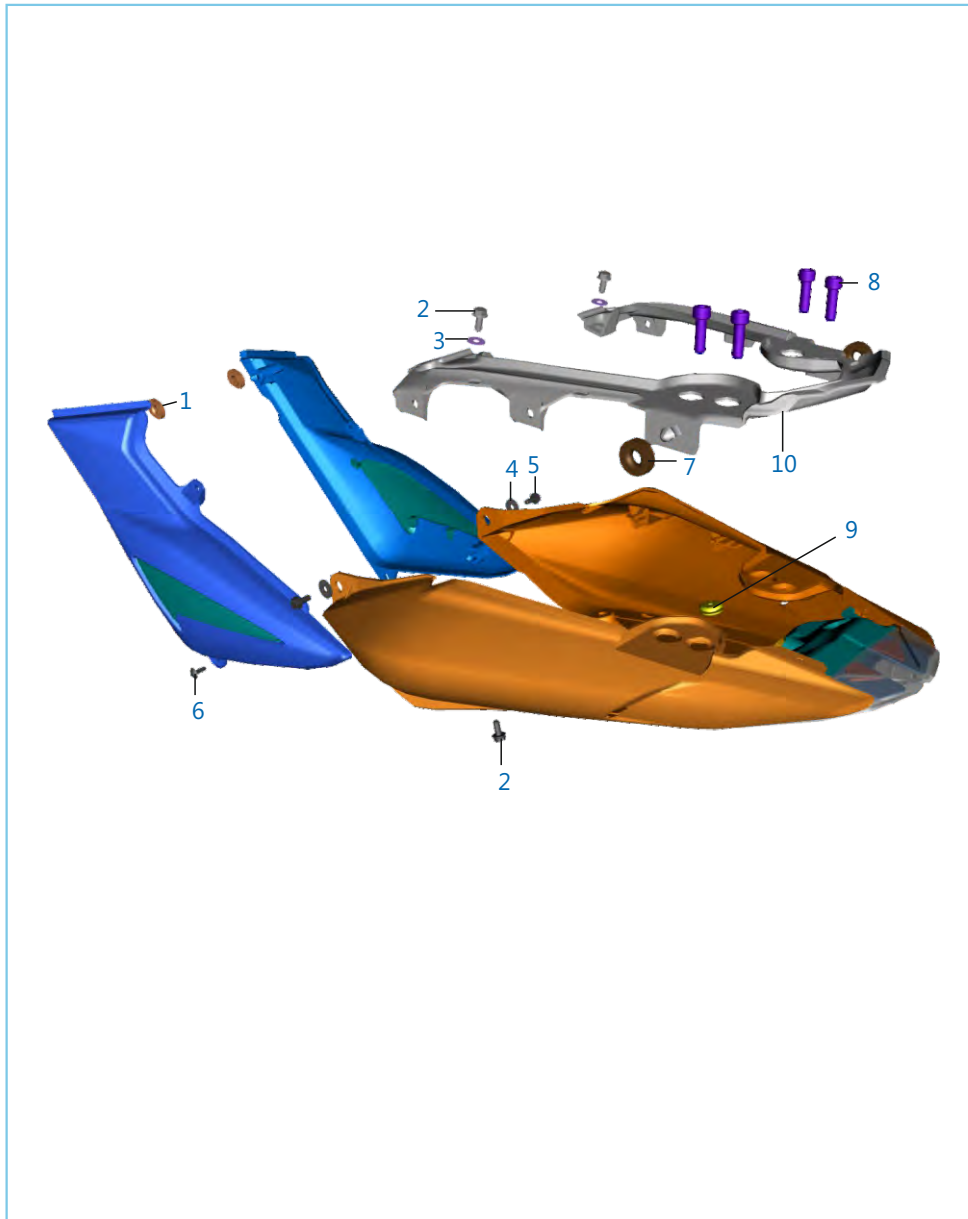
No.	Part No.	Description	Qty.	Remarks
1	JL 1718 56	Fuel Pump Assy	1	
2	DT 1718 39	Plate Pressure K7 Fuel Pump	1	
3	LA D001 54	Bolt Flange--6	6	
4	DT 1710 89	Assy Tube Filter To Regulator	1	
5	DT 1710 87	Assy Tube Pump To Filter	1	
6	DT 1718 14	Fine fuel Filter	1	
7	JY 4022 35	Pigtail Ph-3 Fuel Pump	1	

Fittings - Petrol Tank Cover & Side Cover



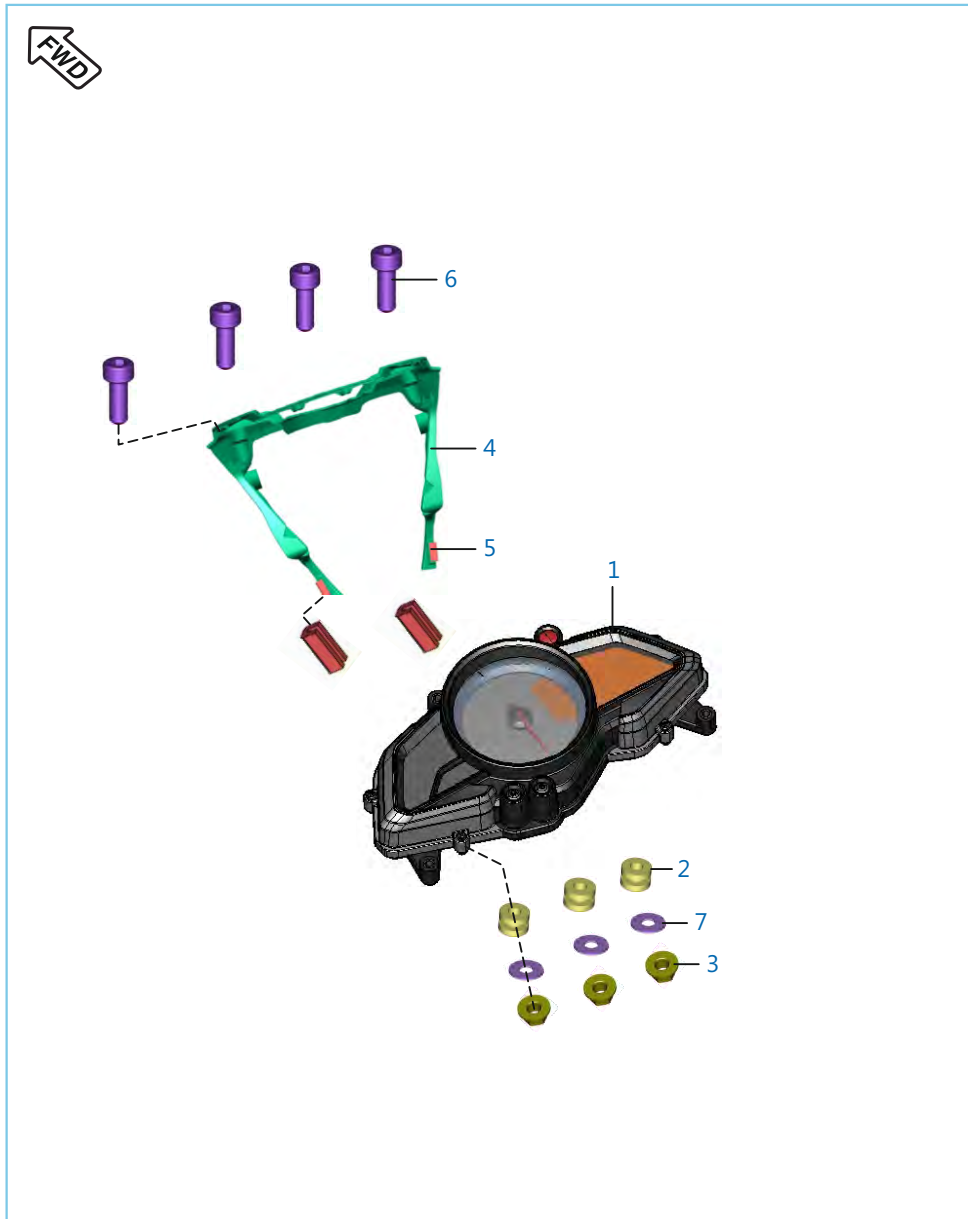
No.	Part No.	Description	Qty.	Remarks
1	JL 1710 99	Bracket Side Cover Mtg RH	1	
2	JL 1710 22	Bracket Side Cover Mtg LH	1	
3	JL 1710 57	Damper	4	
4	JL 1710 71	Tank Cover Mtg Sleeve	4	
5	JL 1710 24	Damper Structure Mtg	4	
6	JL 1710 70	Rubber Grommet	4	
7	LA C000 63	Bolt - Socket :- M6	2	
8	JL 1710 62	Cover Mesh Rh	1	
9	JL 1710 61	Cover Mesh LH	1	
10	KA DB05 16	Bolt Flanged	2	
11	DJ 1612 29	Clip Nut M5	16	
12	LA C000 22	Bolt Socket-Special Head	4	
13	KB UB05 16	Screw Truss	8	
14	KA DA05 12	Bolt Flanged	2	
15	JL 1710 78	Pad Tank Cover	1	
16	JL 1710 48	Tank Cover Central	1	
17	JL 1138 32	Bracket Side Cover Mtg	1	

Fittings - Cover Seat



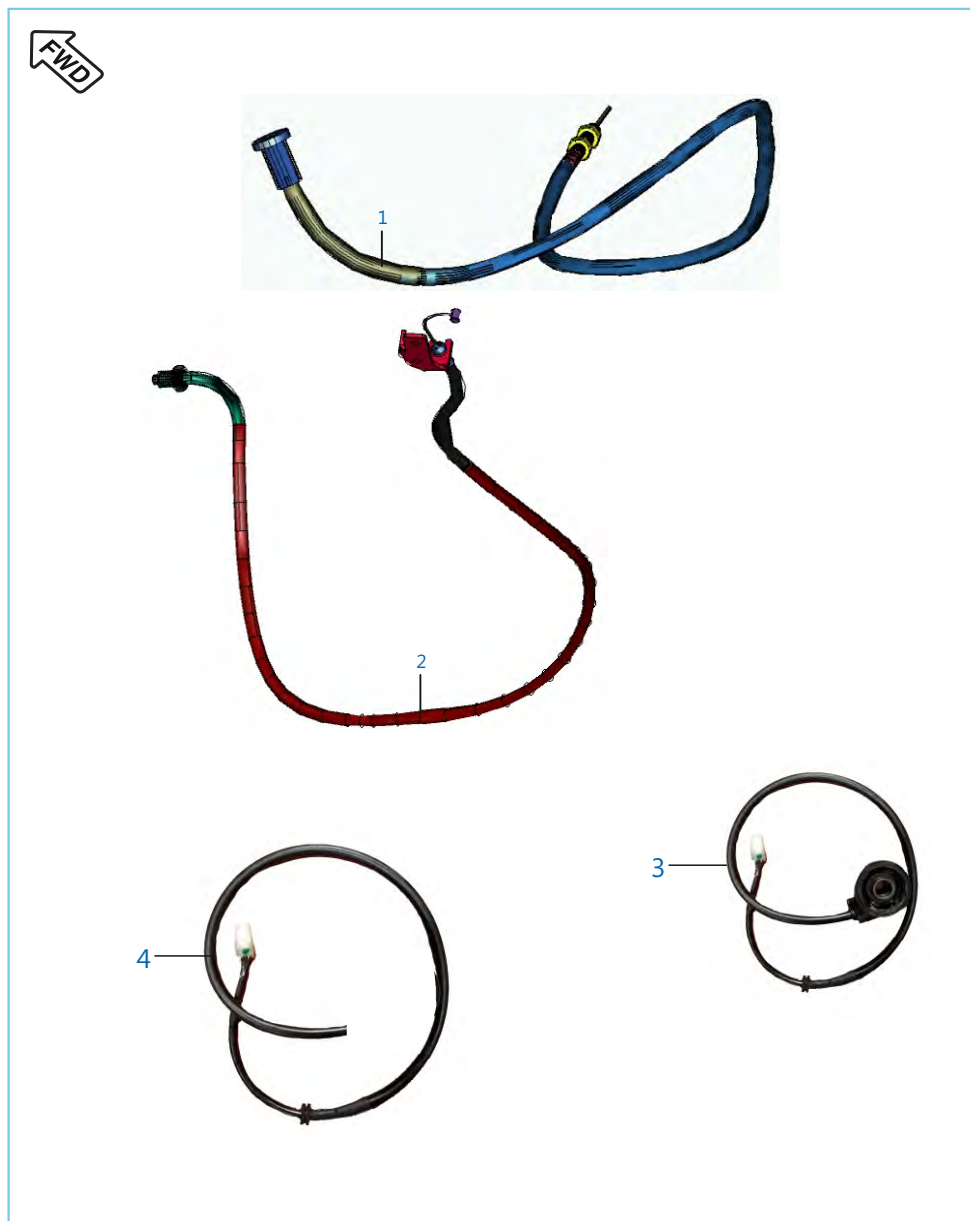
No.	Part No.	Description	Qty.	Remarks
1	DS 1410 12	Grommet Side Cover Front	2	
2	39 1943 04	Bolt Flanged	4	
3	39 0239 11	Washer - Plain	2	
4	39 0722 11	Washer	2	
5	KA DE06 14	Bolt Flange	2	
6	KB UA06 12	Screw Mushroom Head	4	
7	DH 1611 58	Grommet- Side Cover Rear	2	
8	LA C000 35	Bolt Socket	4	
9	DJ 2011 73	Grommet for cables- RR Fender	2	
10	JL 1812 14	Seat Cowl Central Inner	1	
11	36 JL00 16	Kit S Cowl Grommet- P 200	1	N.I.

Meter Assembly



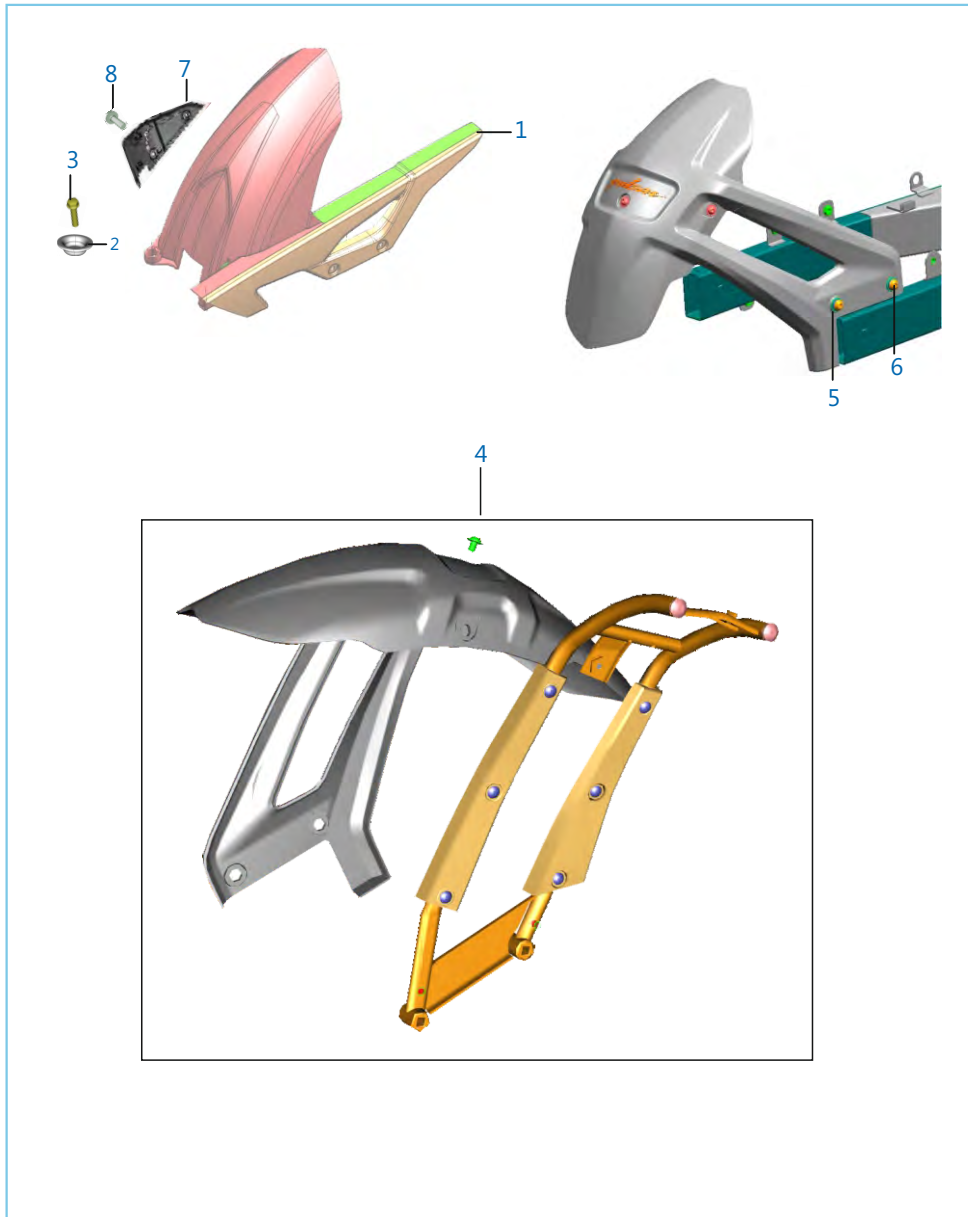
No.	Part No.	Description	Qty.	Remarks
1	JL 4024 11	Speedometer Assembly	1	EUOR III
	JL 4024 10	Speedometer Assembly	1	EURO IV
2	JG 1812 38	Grommet Dashboard	3	
3	KC AA05 04	Nut - Hexagon :- M5 X 0.8	3	
4	JL 1812 41	Assembly Speedo Flap	1	
5	JB 1812 23	Beading Speedo Flap	2	
6	KA CB05 14	Bolt-Socket-Kac St-B Dia-05 L-14	4	
7	LD B000 07	Washer Plain	3	

Control Cables



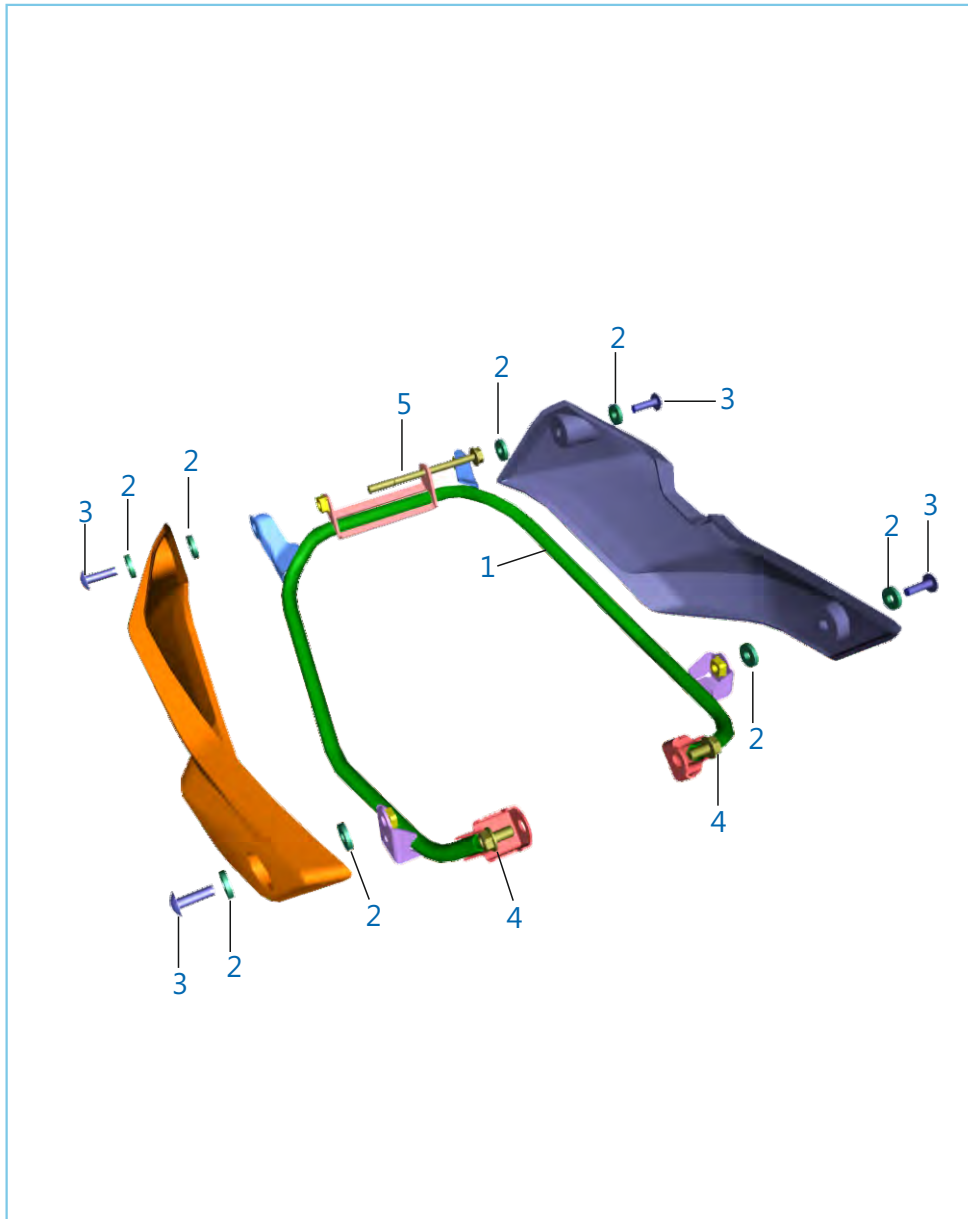
No.	Part No.	Description	Qty.	Remarks
1	JL 1612 05	Cable Throttle	1	
2	JL 1612 00	Cable Clutch	1	
3	JC 1510 19	Speed Sensor Assly.	1	EURO III
4	JC 2010 43	Cable Speed Sensor(Potted)	1	

Chain Case & Hugger Assembly



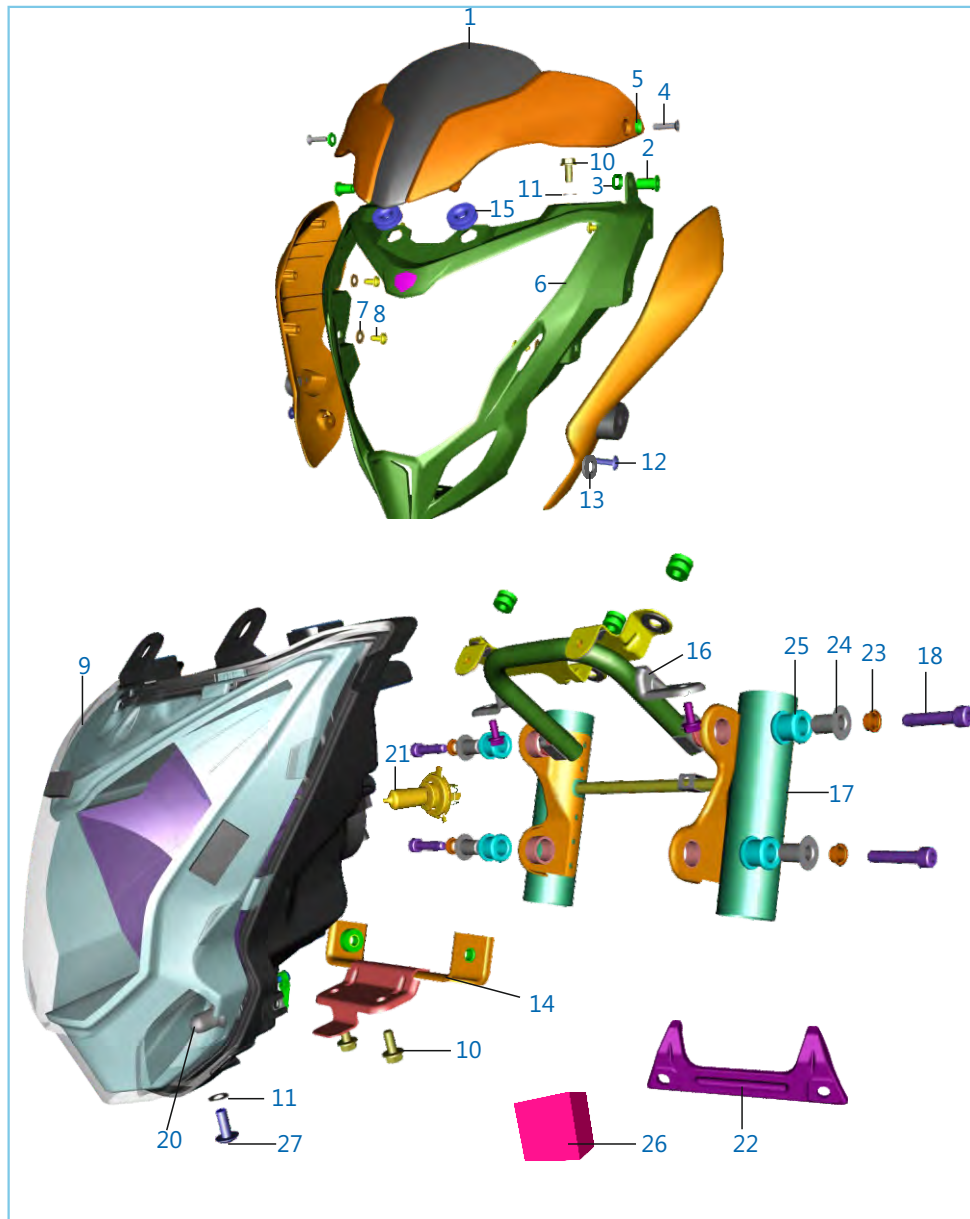
No.	Part No.	Description	Qty.	Remarks
1	JL 1812 05	Cover Assly Chain	1	
2	JG 1220 28	Extruded Washer	2	
3	39 1791 04	Bolt Flanged M6X8	2	
4	DT 1814 16	Asly Hugger Rear	1	
5	39 0265 12	Spring Washer	2	
6	LA C000 36	Bolt Special Socket	2	
7	JL 1812 53	Chain Cover RH Side	1	
8	LA C000 54	Bolt Socket Head	2	

Belly Pan Mounting



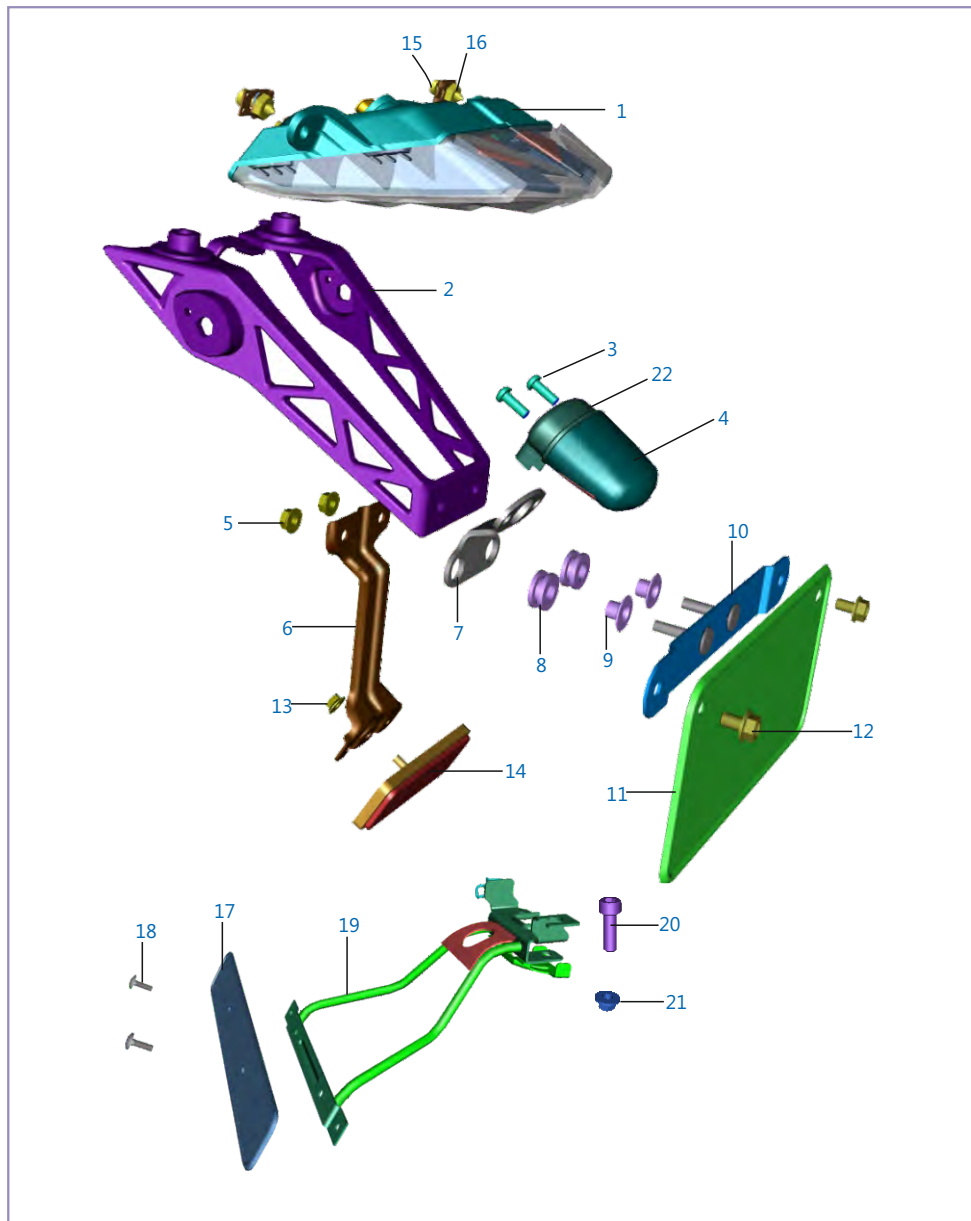
No.	Part No.	Description	Qty.	Remarks
1	JL 1813 07	Bracket Belly Pan	1	
2	JY 1812 55	Washer End Cap	8	
3	KB UA06 20	Screw Truss	4	
4	KA DF06 12	Bolt Flanged	2	
5	KA DF06 80	Bolt Flanged	1	

Head Lamp & Fairing Fitting



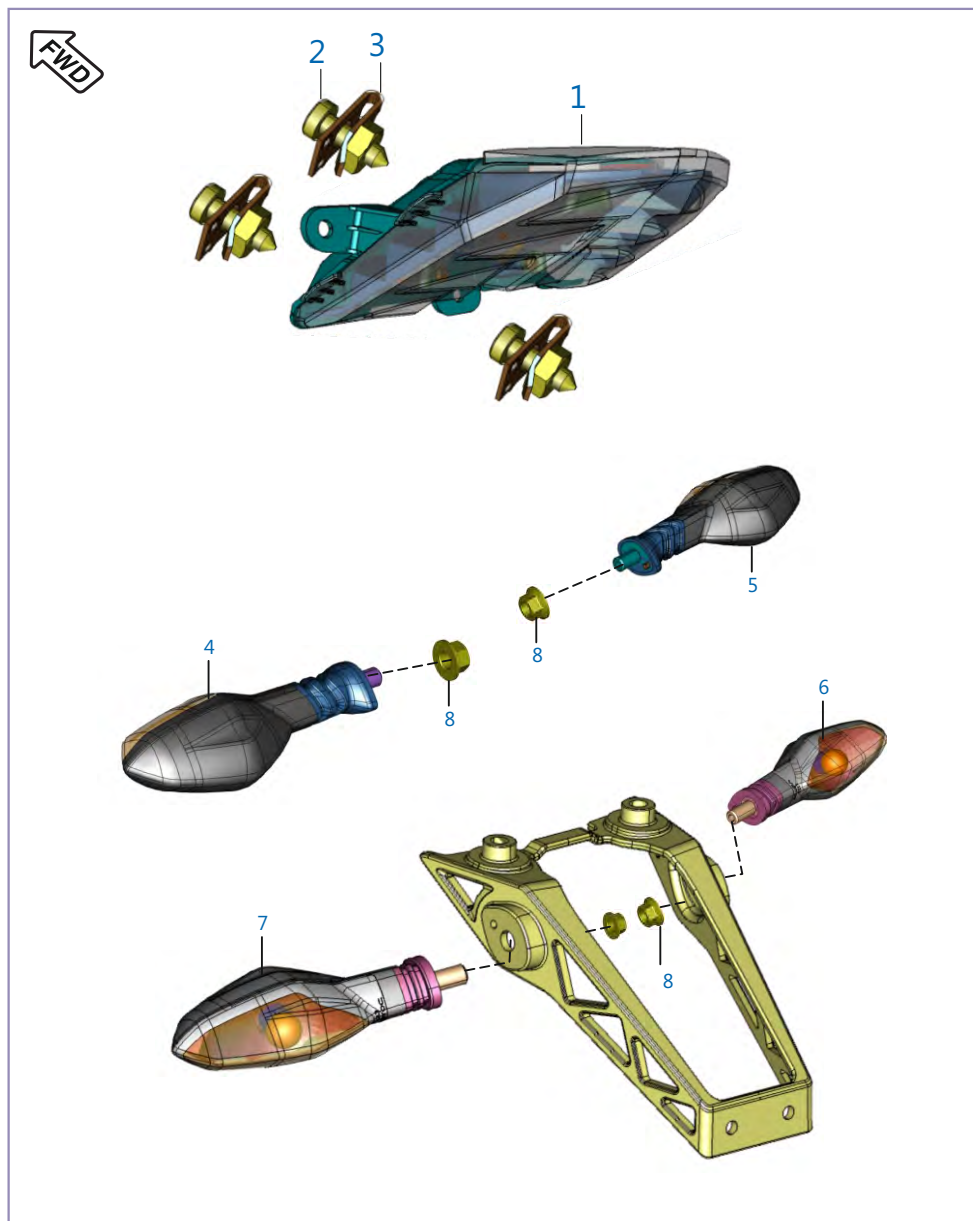
No.	Part No.	Description	Qty.	Remarks
1	JL 1810 08	Windshield Assembly	1	
2	JG 1812 36	Well Nut - M5 X 16 L	2	
3	JG 1812 35	Washer Special	2	
4	LB S000 02	Screw M5X20Lx4.8	2	
5	JL 1812 47	Grommet Wind Screen Mounting	2	
6	JL 1812 03	Fairing	1	
7	KD BA05 12	Washer Plain Small	6	
8	LB R000 02	Self Tapping Screw - Dia 5	6	
9	JL 4010 18	Head Lamp Assy	1	
10	KA DE06 14	Bolt - Flanged	2	
11	KD AA06 11	Washer - Plain	3	
12	KB UA05 16	Screw - Truss - M5 X 16L, 4.8	2	
13	39 2141 24	Washer	2	
14	JL 1812 36	Bracket Lower Mtg	1	
15	JL 1812 49	Damper Head Lamp	2	
16	JL 1812 37	Bracket Upper Mtg	1	
17	JL 1812 35	Lamp Shade assly.	1	
18	KA CH08 35	Bolt Pivot Mass Carrier	4	
19	36 JL00 17	Kit Wind Shield Mtg	1	
20	DK 2010 44	Bulb Pilot	2	
21	PD 4010 14	Head Lamp Bulb (H4 Blue Tinge)	1	
22	JL 1812 83	Bracket Wind Shield	1	
23	JL 1812 57	collar Fairing	4	
24	PA 1812 93	Collar Fairing Mtg.	4	
25	PA 1812 92	Grommet Fairing Mtg.	4	
26	JL 1812 63	Foam Strip	1	
27	KB UA06 16	Screw Truss	1	

Tail Lamp Assly / Front Number Plate



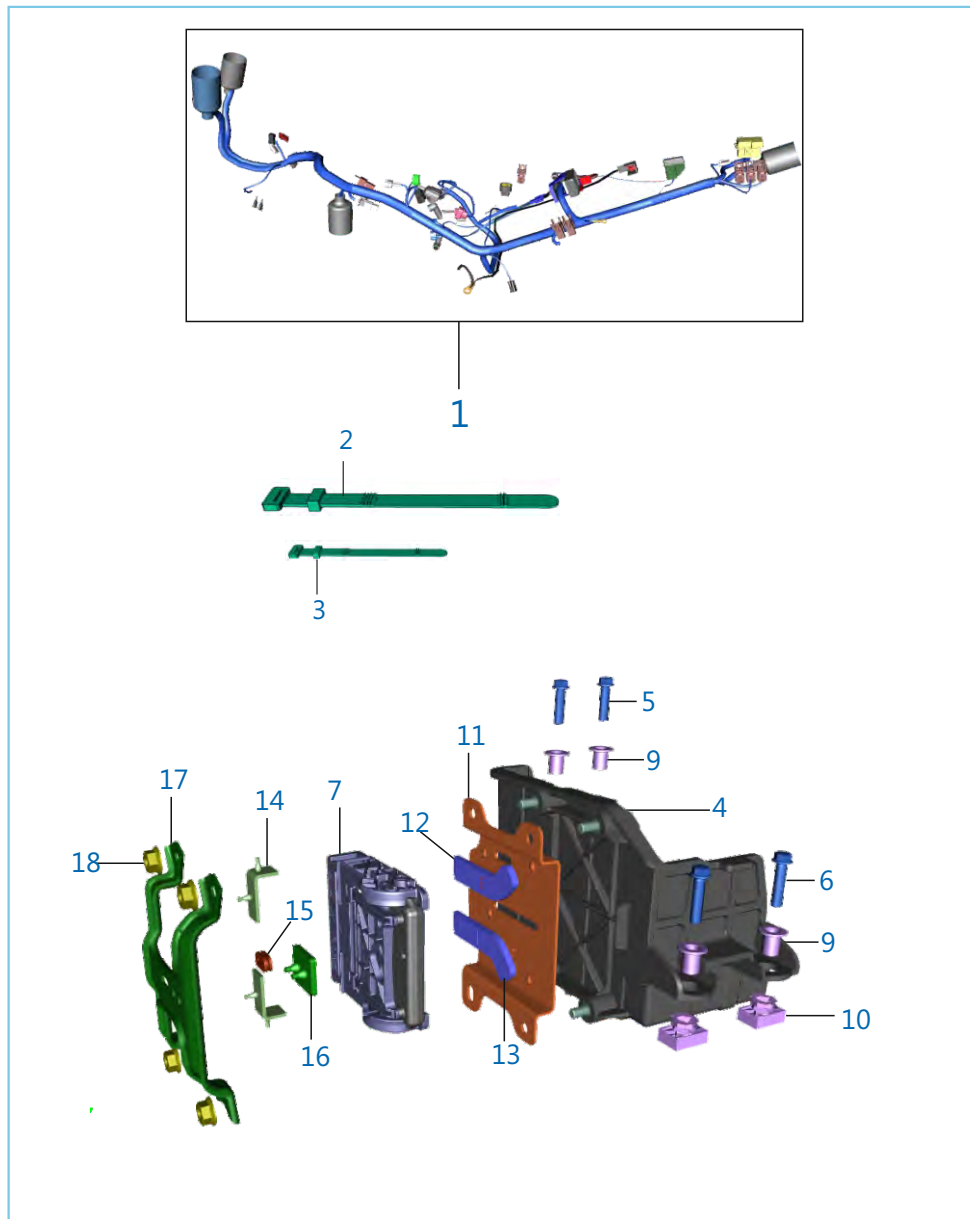
No.	Part No.	Description	Qty.	Remarks
1	JL 4010 02	Lamp Tail Assly	1	
2	56 JL6F 1Y	Jl Bkt. Rear Blinker Mounting Slate Gray	1	
3	KB BA05 14	Screw Pan Cross	2	
4	JD 4010 07	Rear Number Plate Lamp	1	
5	KC GD06 06	Nut Hex Flanged	2	
6	JL 1138 03	Bracket Reflector	1	
7	JL 1138 10	Bracket Number Plate Illumination	1	
8	JL 1138 11	Grommet Illumination Bracket	2	
9	JL 11 3812	Sleeve	2	
10	JL 2328 08	Bracket RR Number Plate Mtg.	1	
11	DF 1612 52	Number Plate	1	
12	KA DA05 10	Bolt Flanged	2	
13	39 2484 15	Nut Hex Flanged	1	
14	DD 2010 02	Reflector	1	
15	39 1907 01	Screw Truss Cross	3	
16	DJ 1612 29	Nut Clip	3	
17	JU 2328 00	Front Number Plate	1	
18	LB U000 09	Screw Mushroom Head	2	
19	JL 2328 05	Bracket Number Plate	1	
20	59 0400 48	Bolt - Flanged : M8	2	
21	LC A000 08	Nut	2	
22	JL 4010 16	Cover Illumination Lamp	1	

Tail Lamp Fitment & Indicator



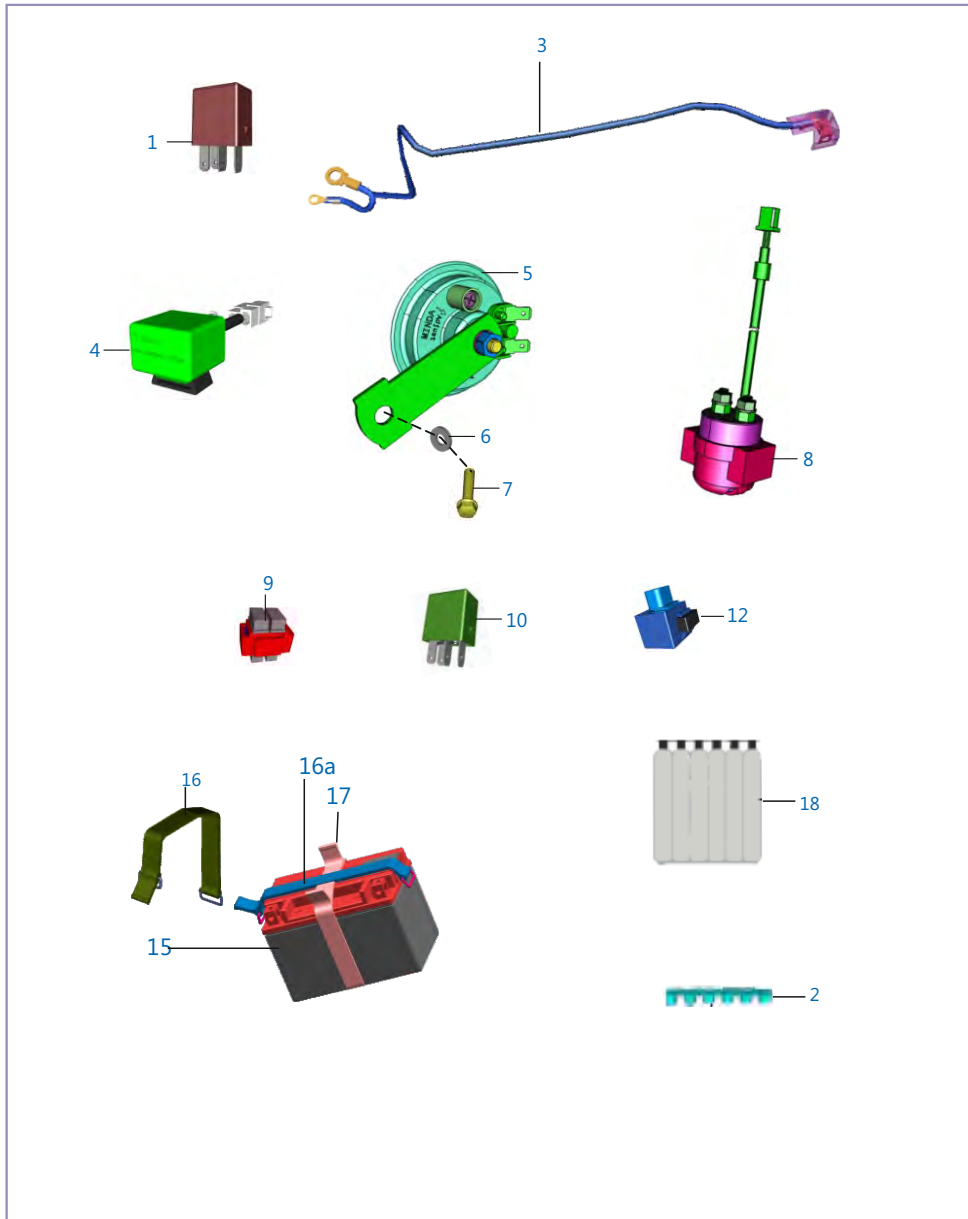
No.	Part No.	Description	Qty.	Remarks
1	JL 4010 02	Lamp Tail Assly	1	
2	39 1907 01	Screw - Truss Cross : M5	3	
3	DJ 1612 29	Clip Nut M5	3	
4	JL 4010 05	Indicator Assy FR LH	1	
5	JL 4010 06	Indicator Assy FR RH	1	
6	JL 4010 04	Indicator Assy RR RH	1	
7	JL 4010 03	Indicator Assy RR LH	1	
8	39 1225 15	Nut - Hexagon With Flange : M10	4	

Electrical



No.	Part No.	Description	Qty.	Remarks
1	JL 4022 34	Harness Wiring	1	EURO III
	JL 4022 32	Harness Wiring	1	EURO IV
2	30 1910 48	Band	5	
3	30 2010 64	Band	3	
4	JF 1812 73	Assly Battery Case	1	
5	KA EA06 22	Bolt - Flanged	2	
6	KA ED06 25	Bolt - Flanged	2	
7	JF 3514 04	EPM44 MTB Series For Prodn	1	Non Flashed
8	KB BF04 08	Pan Screw For ECU Fitment	4	N.I.
9	DT 1813 16	Sleeve Battery Case	4	
10	DT 1813 17	Grommet Battery case	4	
11	JF 1812 82	Bracket Ecu Mtg Lower	1	
12	JY 1138 72	Pad Resting Ecu C Sample LH	1	
13	JY 1138 73	Pad Resting Ecu C Sample RH	1	
14	JY 1710 07	Pad Rubber New Ecu My16	2	
15	JY 1138 77	Damper Ecu Locator	1	
16	JY 1138 74	Damper Ecu C Sample Mtg Top	1	
17	JY 1138 64	Bracket Ecu Mtg Top C Sample	1	
18	KC GA06 06	Nut Hex Flanged	4	

Electrical



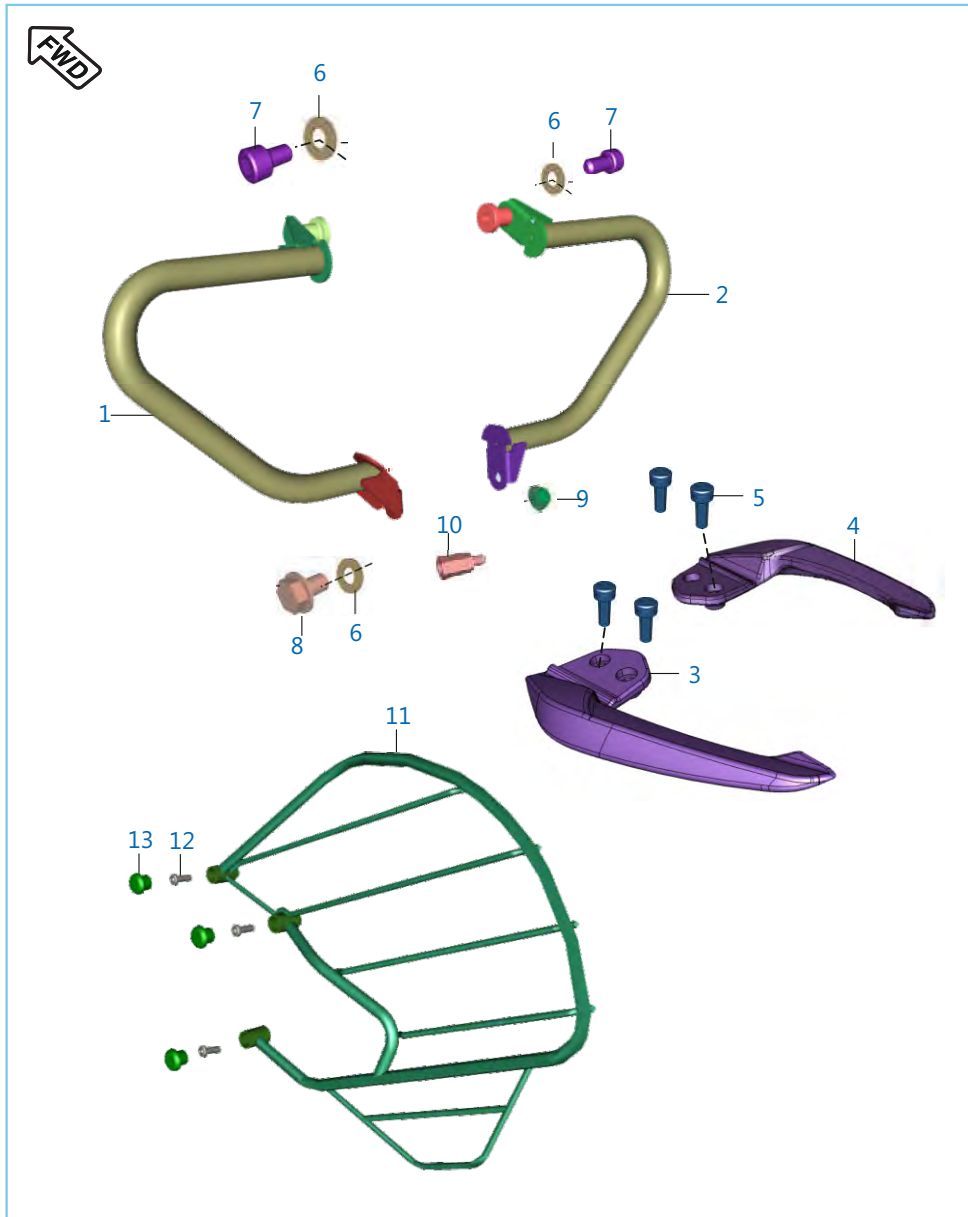
No.	Part No.	Description	Qty.	Remarks
1	JL 4030 00	Relay Inter lock	5	
2	JL 4018 05	Battery Lid Cap	1	
3	DT 4022 19	Cable Earth	1	
4	JL 4020 05	Headlamp Control Unit (Ve Model)	1	EURO III
	JL 4020 08	Light Control Module (EPM 44)	1	EURO IV
5	JG 4016 01	Horn	1	
6	39 1507 11	Washer - Plain	1	
7	KA DA08 14	Hex Head Bolt - Flanged M8	1	
8	JN 3516 04	Starter Relay- With Grommet	1	
9	DG 2010 84	Fuse 30A (Blade Type)	1	
10	JL 4030 01	Relay	1	
11	PA 4022 07	Cable Regulator to Motor	1	N.I
12	JL 4032 00	Termination Unit	1	
13	AP 2010 25	Fuse 15A (Blade Type)	3	N.I
14	DT 4022 27	Fuse 5A Mini	2	N.I
15	JU 4018 03	12V 8Ah Vrla Battery	1	W/o acid Bottle
16	JL 4018 01	Battery Band	-	
16a	JL 1138 25	Battery Band	1	
17	DT 1810 22	Battery Band	1	
18	JU 4018 02	Acid Bottle	1	

Tool Kit



No.	Part No.	Description	Qty.	Remarks
1	JL 2310 04	Tool Kit	1	
2	DK 2210 24	Band Tool Kit	2	


Accessories / Grab Handle / Saree Guard



No.	Part No.	Description	Qty.	Remarks
1	JL 2312 13	Guard Leg LH	1	
2	JL 2312 14	Guard Leg RH	1	
3	JL 2314 04	Grab Handle Assy Lh	1	
4	JL 2314 05	Grab Handle Assy Rh	1	
5	LA C000 35	Bolt Socket M8 X 1.25	4	
6	KD BE06 13	Washer	4	
7	LA C000 48	Bolt Socket	2	
8	LA C000 49	Bolt Flanged M6-6L	1	
9	JU 2312 07	Nut Flange	1	
10	JU 2312 05	Nut Leg Guard Mounting	1	
11	JL 2312 02	Guard Saree	1	
12	39 2038 04	Bolt Socket	3	
13	JL 2312 09	Plug	3	

Plate No.:59

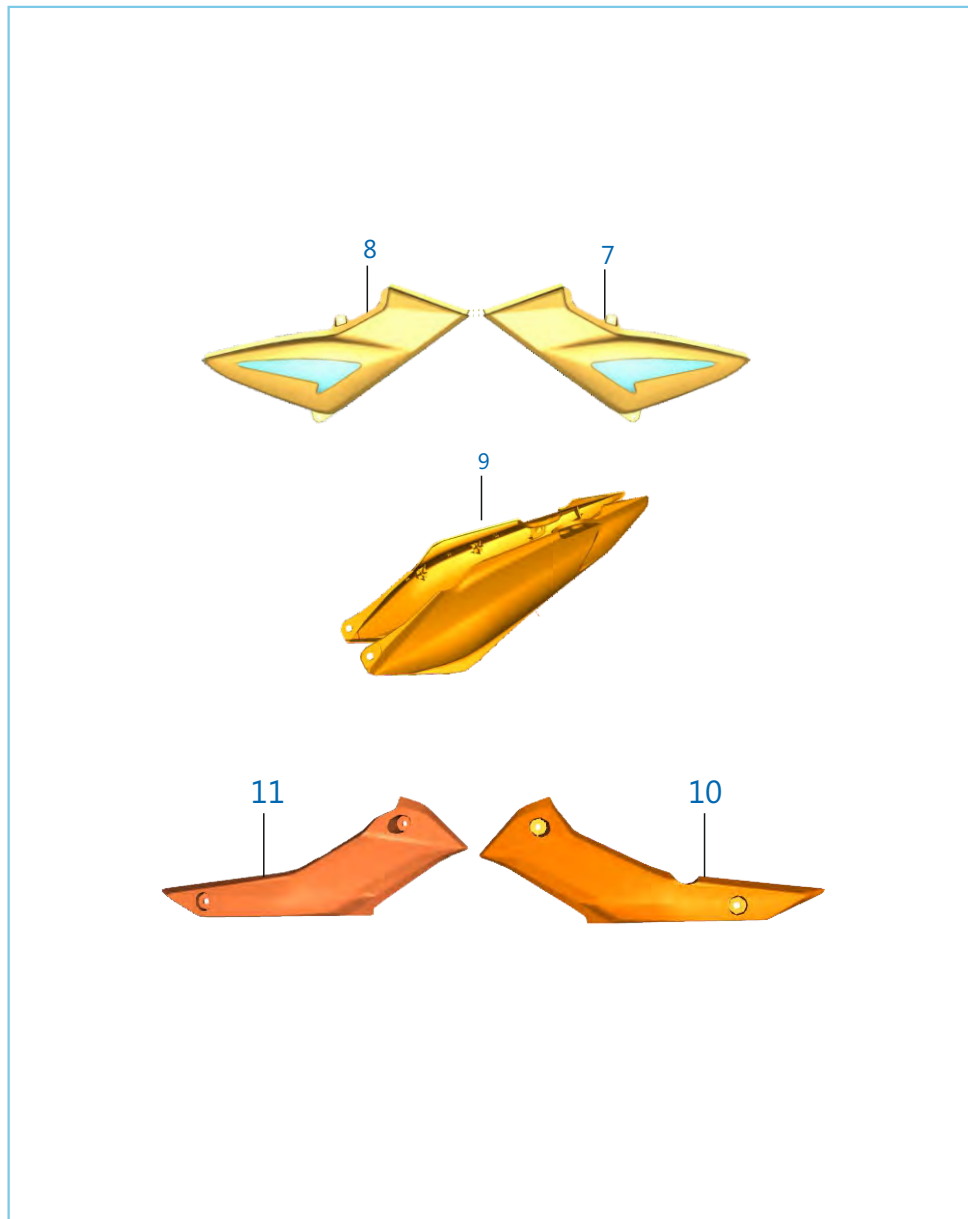
Painted Parts



No.	Part No.	Description	Qty.	Remarks
1	52 JL10 18	Assly Fr. Fender Red Dcal	1	
	52 JL10 20	Assly Fr. Fender + White Dcal	1	
	52 JL10 19	Assly Fr. Fender + Black Dcal	1	
	52 JL10 21	Assly Fr. Fender + Yellow Dcal	1	
2	52 JL09 18	Side Mask LH S BIK + Red	1	
	52 JL09 36	Side Mask LH S BIK + White	1	
	52 JL09 27	Side Mask LH S BIK + Black	1	
	52 JL09 80	Side Mask LH S BIK + Yel	1	
3	52 JL09 19	Side Mask RH S BIK + Red	1	
	52 JL09 37	Side Mask RH S BIK + White	1	
	52 JL09 28	Side Mask RH S BIK + Black	1	
	52 JL09 81	Side Mask RH S BIK + Yel	1	
4	52 JL09 17	Tank Cover Top P Red	1	
	52 JL09 35	Tank Cover Top M White	1	
	52 JL09 26	Tank Cover Top S Black	1	
	52 JL09 79	Tank Cover Top B Yellow	1	
5	56 JL20 45	JL Tank CVR LH P Red	1	
	56 JL20 42	JL Tank CVR LH M White	1	
	56 JL20 46	JL Tank CVR LH S Black	1	
	56 JL20 47	JL Tank CVR LH B Yellow	1	
6	56 JL21 45	JL Tank Cover RH P Red	1	
	56 JL21 42	JL Tank Cover RH M White	1	
	56 JL21 46	JL Tank Cover RH S Black	1	
	56 JL21 47	JL Tank Cover RH B Yellow	1	

Plate No.:59

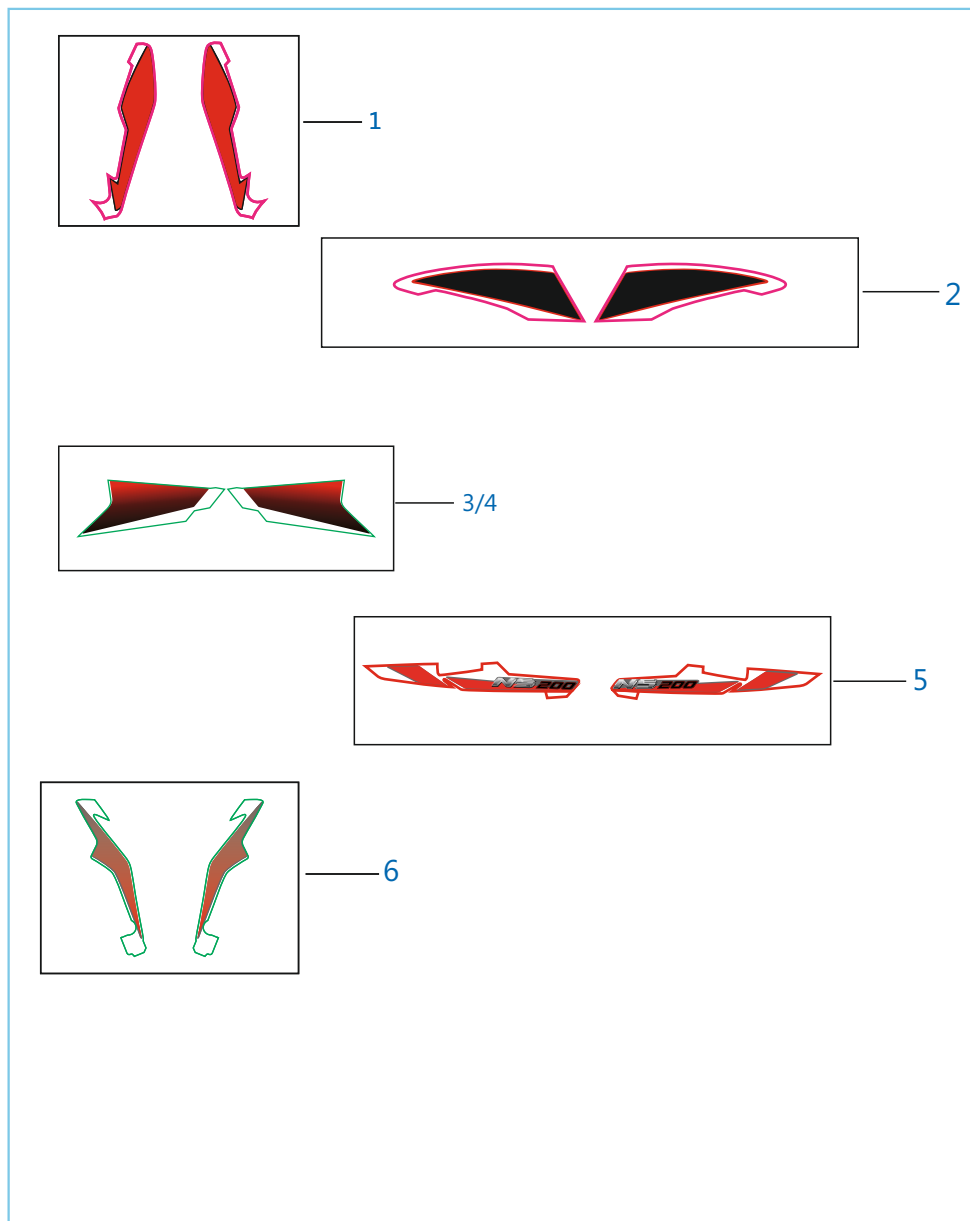
Painted Parts



No.	Part No.	Description	Qty.	Remarks
7	52 JL10 53	CVR Side Assy LH Red Decal	1	
	52 JL10 61	CVR Side Assy LH White Decal	1	
	52 JL10 57	CVR Side Assy LH Black Decal	1	
	52 JL10 65	CVR Side Assy LH Yellow Decal	1	
8	52 JL10 55	Asly Side Cover Rh Satin Blk + Re	1	
	52 JL10 63	Asly Side Cover Rh Satin Blk + Wh	1	
	52 JL10 59	Asly Side Cover Rh Satin Blk + Bl	1	
	52 JL10 67	Asly Side Cover Rh Satin Blk + Ye	1	
9	52 JL09 20	Seat Cowl Assly Red Decal	1	
	52 JL09 38	Seat Cowl Assly White Decal	1	
	52 JL09 29	Seat Cowl Assly Black Deca	1	
	52 JL09 82	Seat Cowl Assly Yellow Decal	1	
10	56 JL38 4R	Belly Pan LH Passion Red	1	
	56 JL38 5Y	JL Belly Pan LH Metallic White	1	
	56 JL38 31	JL Belly Pan LH Sparkle Black	1	
	56 JL39 6T	Belly Pan Rh K4 Ug Bright Yellow	1	
11	56 JL39 4R	Belly Pan Rh K4 Ug Passion Red	1	
	56 JL39 5Y	JL Belly Pan RH Metaalic White	1	
	56 JL39 31	JL Belly Pan RH Sparkle Black	1	
	56 JL38 6T	Belly Pan LH K4 Ug Bright Yellow	1	

Plate No.: 60

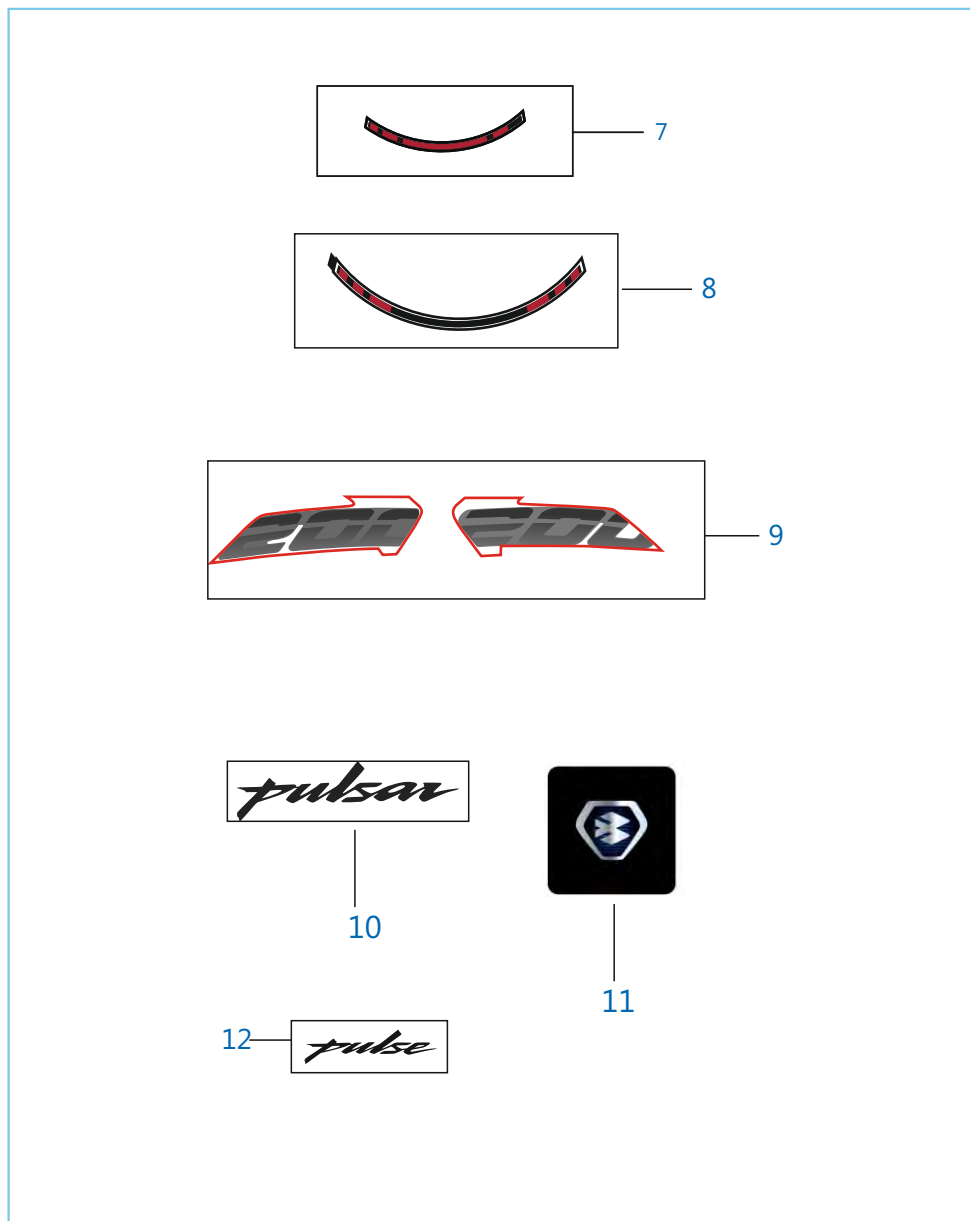
Decal Seat



No.	Part No.	Description	Qty.	Remarks
1	36 JL01 14	Kit Dcl Fairing Red-black	1	
	36 JL01 18	Kit Dcl Fairing White-grey	1	
	36 JL01 22	Kit Fairing Dcl Black-grey	1	
	36 JL01 31	Kit Fairing Dcl Yellow-grey	1	
	2	36 JL01 15	Kit Dcl Covr Tank Red-blk	1
2	36 JL01 19	Kit Dcl Covr Tank Wht-blk	1	
	36 JL01 23	Kit Cover Tank Dcl Bl-gra	1	
	36 JL01 32	Kit Cvr Tank Dcl Yl-gray	1	
	3	JL 2333 19	Decal Cover Side LH Red-grey	1
3	JL 2333 21	Decal Cover Side LH White-grey	1	
	JL 2333 23	Decal Cover Side LH Black-grey	1	
	JL 2333 25	Decal Cover Side LH Yellow-grey	1	
	4	JL 2333 20	Decal Cover Side RH Red-grey	1
4	JL 2333 22	Decal Cover Side RH White-grey	1	
	JL 2332 93	Decal Side Cover RH Black-gray	1	
	JL 2333 05	Decal Side Cover RH Yellow-gray	1	
	5	36 JL01 16	Kit Dcl Seat Cowl Red-blck	1
5	36 JL01 20	Kit Dcl Seat Cowl Wht-blk	1	
	36 JL01 24	Kit Dcl Seat Cowl Blk-gry	1	
	36 JL01 34	Kit Dcl Seat Cowl Yl-gry	1	
	6	36 JL01 17	Kit Dcl Fender Red-black	1
6	36 JL01 21	Kit Dcl Fender White-black	1	
	36 JL01 25	Kit Fender Front Dcl Bl-gray	1	
	36 JL01 30	Kit Fender Fr Dcl Yl-gry	1	

Plate No.: 60

Decal Seat



No.	Part No.	Description	Qty.	Remarks
7	JL 2332 55	Decal Wheel I Red-grey(front)	1	
	JL 2332 69	Decal Wheel I White-gray(front)	1	
	JL 2332 98	Decal Wheel I Black-gray(front)	1	
	JL 2333 10	Decal Wheel I Yellow-gray	1	
8	JL 2332 56	Decal Wheel II Red-grey(rear)	1	
	JL 2332 70	Decal Wheel II White-gray(rear)	1	
	JL 2332 99	Decal Wheel II Black-gray(rear)	1	
	JL 2333 11	Decal Wheel II Yellow-gray	1	
9	36 JL01 35	Kit Tank Cvr Dcl Ns200	1	
10	JL 2333 16	Decal Tank 3d Pulsar-grey	2	
11	JL 2330 02	B Logo Decal Front	1	
12	JL 2333 14	Decal Tank 3d Pulse - Grey	2	
13	JL 2333 18	Decal Abs Fender Front	2	N.I.

Kit List

Sr No	Kit Part No.	Kit Description	Consisting of Following Parts		
			Part No.	Description	Qty/Kit
1.	36JL0009	Kit Chain Sprocket-P200	DV101048	Sprocket Output (14T)	1
			JL141000	Chain	1
			JL131228	Sprocket 39T	1
2.	36JL0011	Kit Valve Repaire-P200	39201719	Seal - Oil	1
			JF511215	Seat Valve Spring	1
			JF511217	Valve Spring	1
			JF511214	Retainer Valve Spring	1
			DG101029	Collet	2
3.	36JL0012	Kit Tank Damper-P200	JL171028	Damper Tank Cover Fr LH	1
			JL171029	Damper Tank Cover Fr RH	1
			JL171030	Damper Tank Cover Center LH	1
			JL171031	Damper Tank Cover Center RH	1
			JL171032	Damper Tank Cover Rear	1
			JL171038	Beading Tank LH	1
4.	36JL0013	Kit Seat Damper-P200	JL191007	Damper For Seat	6
			DK211007	Damper Seat Front	1
5.	36JL0014	Kit Engine Gasket-P200	JL541207	Gasket Clutch Cover	1
			JL541208	Gasket Magneto Cover	1
			JL521002	Gasket Cylinder Block	1
			JL511022	Gasket Cylinder Head	1
			JG541041	Gasket Crankcase	1
			CS101128	Gasket	1
			JL511001	Gasket Head Cover(rubber)	1
			JG591070	Gasket Exhaust	1
6.	36JL0007	Block & Piston-P200	JL521200	Piston Assly Compl	1
			JL521004	Cylinder Block With Nipple	1
7.	36JL0001	Chain Guide-P200	JL531004	Guide Chain (Slack Side)	1
			JL531005	Guide Chain (Tight Side)	1

Kit List

Sr No	Kit Part No.	Kit Description	Consisting of Following Parts		
			Part No.	Description	Qty/Kit
8.	36JU0001	Piston Ring-P200	JU521206	Ring Piston Top	1
			JU521207	Ring Piston Second	1
			JU521208	Ring Piston Oil	1
9.	36JL0015	Pillion Hardware-P200	JD113019	Pin Foot Step	1
			30141031	Ring - O	1
			39104011	Washer - Plain	1
			39078408	Pin - Split	1
10.	36JL0016	S Cowl Grommet-P200	JL181219	Grommet -1 Seat Cowl	2
			JL181220	Grommet -2 Seat Cowl	2
			DL161015	Grommet	2
11.	36JL0017	Wind Shield MtG-P200	01160508	Washer Lock	3
			JG181236	Well Nut - M5 X 16 L	2
			JG181235	Washer Special	2
			JL181247	Grommet Wind Screen Mounting	2
			JL171057	Damper -Tank Side cover	2
			DS141012	Grommet Side Cover Front	4
12.	36JL0005	Kit Primary Drive + Driven	JG551216	Gear Primary Drive 22 T	1
			JU551405	Housing Clutch Assly Comp	1
13.	36JL0117	Kit Dcl Fender Red-blk BSIV	JL233253	Decal Fender Front LH Red-black	1
			JL233254	Decal Fender Front RH Red-black	1
14.	36JL0114	Kit Dcl Fairing Red-blk BSIV	JL233243	Decal Fairing LH Red-black	1
			JL233244	Decal Fairing RH Red-black	1
15.	36JL0115	Kit Dcl CVR Tank Red-blk BSIV	JL233245	Decal Cover Tank Up LH Red-blk	1
			JL233246	Decal Cover Tank Up Rh Red-blk	1
16.	36JL0116	Kit Dcl Seat Cowl Red-blk BSIV	JL233251	Decal Cowl Seat LH Red-black	1
			JL233252	Decal Cowl Seat RH Red-black	1

Kit List

Sr No	Kit Part No.	Kit Description	Consisting of Following Parts		
			Part No.	Description	Qty/Kit
17	36JL0137	Kit Dcl Side Cover Red-blk Fi	JL233319	Decal Side Cover LH Red-black	1
			JL233250	Decal Side Cover RH Red-black	1
18	36JL0121	Kit Dcl Fender White-black BSIV	JL233267	Decal Fender Front LH White-gray	1
			JL233268	Decal Fender Front RH White-gray	1
19	36JL0118	Kit Dcl Fairing Wht-blk BSIV	JL233257	Decal Fairing LH White-gray	1
			JL233258	Decal Fairing RH White-gray	1
20	36JL0119	Kit Dcl Cvr Tank Wht-blk BSIV	JL233259	Decal Tank Upper LH White-gray	1
			JL233260	Decal Tank Upper RH White-gray	1
21	36JL0120	Kit Dcl Seat Cowl Wht-blk BSIV	JL233265	Decal Cowl Seat LH White-gray	1
			JL233266	Decal Cowl Seat RH White-gray	1
21	36JL0136	Kit Dcl Side Cvr Wht-blk Fi	JL233321	Decal Side Cover LH White-gray	1
			JL233264	Decal Side Cover RH White-gray	1
23	36JL0125	Kit Fender Front Dcl Bl-gray	JL233296	Decal Fender Front LH Black-gray	1
			JL233297	Decal Fender Front RH Black-gray	1
24	36JL0122	Kit Fairing Dcl Bl-gray	JL233288	Decal Fairing LH Black-gray	1
			JL233289	Decal Fairing RH Black-gray	1
25	36JL0123	Kit Cover Tank Dcl Bl-gray	JL233290	Decal Cover Tank Top LH Blk-gray	1
			JL233291	Decal Cover Tank Top RH Blk-gray	1
26	36JL0124	Kit Dcl Seat Cowl Blk-gry BSIV	JL233294	Decal Cowl Seat LH Black-gray	1
			JL233295	Decal Cowl Seat RH Black-gray	1
27	36JL0138	Kit Dcl Side Cvr Blk-gry Fi	JL233323	Decal Side Cover Lh Black-gray	1
			JL233293	Decal Side Cover Rh Black-gray	1
28	36JL0130	Kit Fender Fr Dcl Yl-gry Bsv	JL233308	Decal Fender Front Lh Yellow-gry	1
			JL233309	Decal Fender Front Rh Yellow-gry	1

Kit List

Sr No	Kit Part No.	Kit Description	Consisting of Following Parts		
			Part No.	Description	Qty/Kit
29	36JL0131	Kit Fairing Dcl Yl-gray Bsv	JL233300	Decal Fairing Lh Yellow-gray	1
			JL233301	Decal Fairing Rh Yellow-gray	1
30	36JL0132	Kit Cvr Tank Dcl Yl-gray Bsv	JL233302	Decal Cover Tank Top Lh Ylw-gray	1
			JL233303	Decal Cover Tank Top Rh Ylw-gray	1
31	36JL0133	Kit Dcl Side Cvr Yl-gry Bsv	JL233304	Decal Side Cover Lh Yellow-gray	1
			JL233305	Decal Side Cover Rh Yellow-gray	1
32	36JL0134	Kit Dcl Seat Cowl Yl-gry Bsv	JL233306	Decal Cowl Seat Lh Yellow-gray	1
			JL233307	Decal Cowl Seat Rh Yellow-gray	1
33	36JL0139	Kit Dcl Side Cvr Yl-gry Fi	JL233325	Decal Side Cover Lh Yellow-gray	1
			JL233305	Decal Side Cover Rh Yellow-gray	1
34	36JL0135	Kit Tank Cvr Dcl Ns200	JL233327	Decal Cover Tank LH-200	1
			JL233328	Decal Cover Tank RH-200	1
35	36DT0078	KIT CRANKCASE RH EU IV	JL541058	Crankcase Sub-assembly Rh	1
			39193120	Brg Ball (28*68*18) 63/28/hn3cnp	1
			59200028	Bearing Ball Balancer Rh	1
			39260220	Bearing Ball	1
			39260120	Bearing Ball	1
			39256220	Needle Roller Brg.	1
			JG601007	Special Shaft Seal Ring (oil)	1
			BF561020	Bearing Plain	1
			JL601010	Water Seal_double Lip	1
			36	36DT0079	KIT CRANKCASE RH BSIV
39193120	Brg Ball (28*68*18) 63/28/hn3cnp	1			
59200028	Bearing Ball Balancer Rh	1			
39260220	Bearing Ball	1			
39260120	Bearing Ball	1			
39256220	Needle Roller Brg.	1			
JG601007	Special Shaft Seal Ring (oil)	1			
BF561020	Bearing Plain	1			
JL601010	Water Seal_double Lip	1			

Kit List

Sr No	Kit Part No.	Kit Description	Consisting of Following Parts		
			Part No.	Description	Qty/Kit
37	36DT0080	KIT CRANKCASE LH BSIV	JL541029	Crankcase Lh Subassembly	1
			JG541020	Jet Oil Crankcase Rh	1
			JG541074	Oil Nozzle	1
			JG541015	Needle Bearing Hk 1514 Rs	1
			59200006	Brg Ball 6204z Hn3 (20*47*14)	1
			JY541058	Oil Seal Output Shaft	1
			KEBA3715	Circlip Internal	1
			39256220	Needle Roller Brg.	1
			39104319	Seal - Oil	1
			BF561020	Bearing Plain	1

Kit List

Sr No	Kit Part No.	Kit Description	Consisting of Following Parts		
			Part No.	Description	Qty/Kit

Amendment Sheet

Page no.	Fig. no.	Old part no.	New part no.	Description	Update date	Remarks
14	30	JG551019	DJ101312	Plate Drive Sprocket	04.07.17	Alternate
42	7	JG591157	JL591157	Sleeve Bottom	04.07.17	Alternate
106	11	KADE0611	KDAA0611	Washer - Plain	04.07.17	Alternate
124	3	36JL0137	JL233319	Decal Cover Side LH Red-grey	04.07.17	Addition
			JL233250	Decal Side Cover RH Red -grey	04.07.17	Addition
124	3	36JL0136	JL233321	Kit Dcl Side Covr Wht-blk	04.07.17	Addition
			JL233264	Decal Side Cover RH White-gray	04.07.17	Addition
124	3	36JL0138	JL233323	Decal Cover Side LH Black-grey	04.07.17	Addition
			JL233293	Decal Side Cover RH Black-gray	04.07.17	Addition
124	3	36JL0139	JL233325	Decal Cover Side LH Yellow-grey	04.07.17	Addition
			JL233305	Decal Side Cover RH Yellow-gray	04.07.17	Addition
42	7	JG591157	JL591157	Sleeve Bottom	02.08.17	Alternate
6	5	JL511006	DT511261	Assembly Rocker Arm Intake	02.08.17	Alternate
6	6	JL511007	DT511262	Assembly Rocker Arm Exhaust	02.08.17	Alternate
24	11	JG601013	36JL0039	Water Pump Rotor	02.08.17	Alternate
28	5	KADA0616	39194404	Bolt-Flange Dia-06 L-12	02.08.17	Alternate
52	3	DK181076	PD151006	Cup Steering	02.08.17	Alternate
58	16	39242001	39169801	Screw - Pan Head M5	02.08.17	Alternate
60	17	JL113202	52JL0072	Bracket Side Stand Mtg	02.08.17	Alternate
78	21	36JG0018	36JG0083	Reservoir with Cap Rear Brake	02.08.17	Alternate
88	1	JL181229	JL181019	Shroud Assy RH	02.08.17	Alternate
88	8	JL181226	JL181017	Shroud Assy LH	02.08.17	Alternate
14	15	39216611	39215911	Washer Special	02.08.17	Alternate
38	7A	JL581099	JL581106	Tube Assy Breather	02.09.17	Alternate
108	12	KADd0510	KADA0510	Bolt Flanged	02.09.17	Alternate
68	12	JL131924	36JL0141	Hose Master Cyl to ABS Unit	04.09.17	Alternate
34	1	DT551400	DT551409	Clutch Assy Comp	15.09.17	(ALT) From July 2017 (IB-288)
34	2	JG551427	DT551412	Collar	15.09.17	(ALT) From July 2017 (IB-288)
34	3	36DT0033	36DT0055	Kit Cl Housing & Primary Gear	15.09.17	(ALT) From July 2017 (IB-288)

Amendment Sheet

Page no.	Fig. no.	Old part no.	New part no.	Description	Update date	Remarks
72	3	JL131925	36JL0142	Hose Caliper to ABS	04.09.17	Alternate
122	8	52JL0996	52JL1055	ASLY SIDE COVER RH SATIN BLK + RE	21.09.17	Alternate
122	8	52JL0998	52JL1063	ASLY SIDE COVER RH SATIN BLK + WH	21.09.17	Alternate
122	8	52JL0997	52JL1059	ASLY SIDE COVER RH SATIN BLK + BL	21.09.17	Alternate
122	8	52JL0999	52JL1067	ASLY SIDE CVR RH SATIN BLK + YE	21.9.17	Alternate
118	1	JL231201	JL231213	Guard Leg LH	22.9.17	Correction
118	2	JL231203	JL231214	Guard Leg RH	22.9.17	Correction
124	4	JJ233250	JL233320	Decal Cover Side RH Red-grey	13.10.17	Alternate
124	4	JJ233264	JL233322	Decal Cover Side RH White-grey	13.10.17	Alternate
56	1	JL113060	56JL3Y1Y	Holder Step RH Slate Grey	24.10.17	Correction
56	2	JL113007	52JL1035	Step Assy Main RH Slate Grey	24.10.17	Correction
56	8	LAC00016	LAC00046	Bolt Socket	24.10.17	Correction
108	8	JL113810	JL113811	Grommet Illumination Bracket	30.10.17	Correction
20	25	JJ571001	56JL1X3V	CAP OIL FILTER (JL571001) "SLATE GREY"	30.10.17	Update
114	4	-	JL402008	Light Control Module (EPM 44)	06.11.17	Addition
38	10	-	DT351803	Sensor Throttle Position	09.11.17	Remove
4	1	-	36DT0081	Kit Cyl Head(new Casting)	27.11.17	Ref. Cir IB:303
4	1a	-	DT511097	Head Cylinder Complete(new Casting)	27.11.17	Ref. Cir IB:303
4	9	-	JL511112	Sleeve Spark Plug	27.11.17	Ref. Cir IB:303
4	11	-	KJAC1824	O-RING	27.11.17	Ref. Cir IB:303
6	7	-	JL511249	Shaft Rocker Arm	27.11.17	Ref. Cir IB:303
6	10	-	JL511254	Plate Stopper Rocker Shaft	27.11.17	Ref. Cir IB:303
8	1	-	JL511241	Camshaft Assembly	27.11.17	Ref. Cir IB:303
8	5	-	JL511250	Spacer Camshaft	27.11.17	Ref. Cir IB:303
126	13	-	JL233318	Decal Abs Fender Front	06.12.17	Addition
108	2	JL113800	56JL6F1Y	Jl Bkt. Rear Blinker Mounting Slate Gray	12.12.17	Update
112	7	JL351411	JF351404	EPM44 MTB Series For Prodn	15.12.17	Update
100	4	-----	JC201043	Cable Speed Sensor(Potted)	20.12.17	Addition
68	12	JL131919	JL131802	Hose Assembly	05.01.18	Alternate

Amendment Sheet

Page no.	Fig. no.	Old part no.	New part no.	Description	Updation date	Remarks
56	2	52JL1035	52DT0501	Step Assly Main RH Slate Grey	13.3.18	UPDATION
56	14	52JL1024	52DT0503	Step Assly Main LH Slate Grey	13.3.18	UPDATION
68	14	---	36DT0034	Major Kit Fr Master Cyl	29.3.18	Addition
68	15	---	36JF0081	Kit Clamp Kit Mast Cyl	29.3.18	Addition
70	6	---	YJL04004	Minor Kit-CALIPER	29.3.18	Addition
78	11	---	YJL04005	Major Kit Caliper Assly Rear	29.3.18	Addition
78	12	---	YJL04006	Minor Kit Caliper Assly Rear	29.3.18	Addition
78	17	---	36DT0039	Major Kit - Rear	29.3.18	Addition
78	18	---	36DT0040	Minor Kit - Rear	29.3.18	Addition
36	11	-----	JG581407	O-ring Pipe Intake	15.5.18	Addition
34	6	JG551448	36DT0084	Kit Friction Plate	28.11.18	Updated
34	6	JG551455	36DT0084	Kit Friction Plate	28.11.18	Updated
72	1	JL131926	JL131929	Unit ABS Wet-K16A	29.01.19	Updated

Amendment Sheet

Page no.	Fig. no.	Old part no.	New part no.	Description	Updation date	Remarks

Parts Index

Part Number	Figure No.	Page No.	Part Number	Figure No.	Page No.
1100905	7	18	39105515	22	56
30101195	3	32	39106204	9	50
30151082	23	74	39118011	3	82
30151082	9	76	39122515	8	110
30151098	24	74	39128321	10	4
30191038	14	78	39150711	6	114
30191048	2	112	39153721	7A	30
30201064	3	112	39153721	10	80
31101173	7	12	39166511	15	24
39019811	15	78	39167204	10	44
39023911	6	38	39167204	5	88
39023911	19	46	39169801	16	58
39023911	3	96	39177304	6	22
39024211	15	58	39179104	3	102
39026512	5	102	39190204	5	18
39042215	11	60	39190701	15	108
39045411	11	54	39190701	2	110
39055302	12	54	39193120	6	12
39059417	4	8	39193120	3	20
39072211	4	96	39194304	13	66
39074601	20	20	39194304	2	96
39074601	1	76	39194404	5	28
39080808	16	78	39194404	4	46
39084914	7	44	39195604	3	50
39099906	3	26	39195804	23	58
39099906	11	30	39197215	20	46
39099906	4	32	39199020	2	30
39101321	3a	60	39201719	3	6
39104119	10	30	39203804	17	74
39104319	8	22	39203804	17	76
39104619	15	30	39203804	12	118
39105315	19	54	39213217	5	10

Parts Index

Part Number	Figure No.	Page No.	Part Number	Figure No.	Page No.
39214124	7	88	36DT0039	17	78
39214124	13	106	36DT0040	18	78
39215811	3	14	36DT0055	3	34
39215911	15	14	36DT0078	2	20
39218106	3	10	36DT0079	2	20
39218106	19	22	36DT0080	1	22
39220307	5	12	36DT0081	1	4
39242704	10	82	36DT0084	6	34
39244011	8	6	36JF0081	16	68
39248415	13	108	36JF0082	15	68
39256220	19	20	36JG0011	7	52
39256220	13	22	36JG0083	21	78
39260120	11	20	36JL0001	9	8
39260220	8	20	36JL0007	1	10
39260607	3	16	36JL0011	12	6
39260607	16	24	36JL0015	9	56
39260801	12	4	36JL0016	11	96
39262921	11	4	36JL0017	19	106
39266921	14	8	36JL0025	1	60
39270411	26	28	36JL0039	11	24
39270411	29	28	36JL0041	4	56
39272315	6	50	36JL0114	1	124
59040048	2	80	36JL0115	2	124
59040048	20	108	36JL0116	5	124
59200006	11	22	36JL0117	6	124
59200028	14	20	36JL0118	1	124
59200036	2	24	36JL0119	2	124
59210019	11	64	36JL0120	5	124
36DH1902	4	68	36JL0121	6	124
36DT0032	1	4	36JL0122	1	124
36DT0033	3	34	36JL0123	2	124
36DT0034	14	68	36JL0124	5	124

Parts Index

Part Number	Figure No.	Page No.	Part Number	Figure No.	Page No.
36JL0125	6	124	52JL0979	4	120
36JL0130	6	124	52JL0980	2	120
36JL0131	1	124	52JL0981	3	120
36JL0132	2	124	52JL0982	9	122
36JL0134	5	124	52JL1018	1	120
36JL0135	9	126	52JL1019	1	120
36JL0141	12	68	52JL1020	1	120
36JL0142	3	72	52JL1021	1	120
36JU0001	2	10	52JL1053	7	122
36JU0036	1	12	52JL1055	8	122
52DT0501	2	56	52JL1057	7	122
52DT0503	14	56	52JL1059	8	122
52JF0062	4	18	52JL1061	7	122
52JL0072	17	60	52JL1063	8	122
52JL0141	5	64	52JL1065	7	122
52JL0156	1	50	52JL1067	8	122
52JL0157	2	50	52JL1082	1	32
52JL0750	1	90	52JY0185	5	44
52JL0797	1	90	56DT2Z5N	3	62
52JL0892	1	30	56JF181Y	17	56
52JL0917	4	120	56JF191Y	10	56
52JL0918	2	120	56JL0401	7	90
52JL0919	3	120	56JL1X3V	25	20
52JL0920	9	122	56JL2042	5	120
52JL0926	4	120	56JL2045	5	120
52JL0927	2	120	56JL2046	5	120
52JL0928	3	120	56JL2047	5	120
52JL0929	9	122	56JL2142	6	120
52JL0935	4	120	56JL2145	6	120
52JL0936	2	120	56JL2146	6	120
52JL0937	3	120	56JL2147	6	120
52JL0938	9	122	56JL315X	2	82

Parts Index

Part Number	Figure No.	Page No.	Part Number	Figure No.	Page No.
56JL325X	6	82	DE191010	10	68
56JL335X	18	84	DE191010	10	72
56JL3831	10	122	DE191010	8	78
56JL384R	10	122	DE191028	7	68
56JL385Y	10	122	DE191029	6	68
56JL386T	11	122	DE191030	5	68
56JL3931	11	122	DE191033	16	68
56JL394R	11	122	DF161102	12	60
56JL395Y	11	122	DF161252	11	108
56JL396T	10	122	DG101029	4	6
56JL3X1Y	15	56	DG101456	10	22
56JL3Y1Y	1	56	DG121002	11	38
56JL4J1Y	16	56	DG151005	4	64
56JL4K1Y	7	56	DG151005	4	66
56JL4L1Y	19	56	DG161124	2	60
56JL4M1Y	11	56	DG171016	4	54
56JL6F1Y	2	108	DG171018	5	54
AA101437	9	20	DG171019	6	54
AA101437	17	30	DG181008	8	82
AN111015	7	46	DG181008	25	86
AP101236	2	8	DG201084	9	114
AP201025	13	114	DH101048	9	24
BA102004	12	32	DH101235	14	14
BF551037	7	14	DH101295	9	6
BF551037	17	14	DH101381	3	22
CS101128	11	8	DH101388	21	30
DD111011	12	46	DH101389	11	44
DD111012	5	46	DH101392	10	8
DD201002	14	108	DH101509	3	18
DE151046	10	78	DH101607	13	42
DE151047	3	70	DH101648	13	34
DE151047	9	78	DH111013	10	46

Parts Index

Part Number	Figure No.	Page No.	Part Number	Figure No.	Page No.
DH111016	11	46	DK151026	2	62
DH161146	16	60	DK151031	2	78
DH161158	7	96	DK151036	1	74
DH191006	9	80	DK151036	2B	76
DH191013	4	80	DK151045	20	78
DJ101312	30	14	DK151063	7	78
DJ151074	6	70	DK151069	11	68
DJ151075	7	70	DK151069	11	72
DJ161069	2	58	DK151069	4	78
DJ161091	18	58	DK151073	17	78
DJ161229	3	88	DK151074	18	78
DJ161229	11	94	DK151081	20	74
DJ161229	16	108	DK151081	20	76
DJ161229	3	110	DK151082	21	74
DJ181065	2	28	DK151082	21	76
DJ181065	9	88	DK151085	13	78
DJ191023	14	68	DK151088	11	78
DJ191029	2	68	DK151089	12	78
DJ191030	3	68	DK151090	25	78
DJ201109	9	68	DK181006	4	84
DJ201173	9	96	DK181007	5	84
DK101225	6	4	DK181009	14A	84
DK101284	14	44	DK181010	14B	84
DK101340	7	4	DK181012	14C	84
DK101352	27	14	DK181013	14D	84
DK101386	10	24	DK181015	11	84
DK111011	13	46	DK181017	9	84
DK111028	2	46	DK181018	7	84
DK151012	9	74	DK181019	8	84
DK151013	8	76	DK181020	10	84
DK151015	14	74	DK181021	6	84
DK151015	14	76	DK181022	16	84

Parts Index

Part Number	Figure No.	Page No.	Part Number	Figure No.	Page No.
DK181023	17	84	DT131872	9	72
DK181025	23	86	DT131875	22	58
DK181028	24	86	DT131875	8	72
DK181075	4	52	DT171054	8	36
DK181083	25	82	DT171087	5	92
DK201044	20	106	DT171089	4	92
DK201121	27	86	DT171814	6	92
DK211007	3	48	DT171839	2	92
DK221024	2	116	DT181022	17	114
DP101191	22	20	DT181316	9	112
DS101154	8	24	DT181317	10	112
DS101215	9	30	DT181416	4	102
DS121126	12	38	DT181433	20	58
DS141012	1	96	DT181434	4	58
DS161125	1	58	DT181435	19	58
DS161287	6	48	DT402219	3	114
DS191052	14	82	DT402227	14	114
DT113014	18	56	DT402404	8	66
DT113015	13	56	DT402404	22	76
DT113806	18	46	DT511097	1a	4
DT113848	18	54	DT511239	1	8
DT113850	4	72	DT511261	5	6
DT121052	2	84	DT511262	6	6
DT121053	3	84	DT541018	13	30
DT131017	14	66	DT541210	11	32
DT131018	1	62	DT551400	1	34
DT131222	5	62	DT551401	8	34
DT131802	5	66	DT551402	5	34
DT131826	1	78	DT551403	9	34
DT131837	21	58	DT551408	7	34
DT131853	1	70	DT551409	1	34
DT131866	2	78	DT551412	2	34

Parts Index

Part Number	Figure No.	Page No.	Part Number	Figure No.	Page No.
DT561206	8	18	JF171606	12	40
DT581016	2	38	JF171607	16	40
DT581028	4	38	JF171807	18	40
DT581048	7	38	JF181273	4	112
DT581062	5	38	JF181282	11	112
DT581064	1	38	JF351404	7	112
DT611208	7	36	JF401405	10	60
DT611209	1	36	JF511207	10	6
DT611210	1	36	JF531007	2	12
DU101225	8	8	JF531014	3	12
DV101048	29	14	JF581026	8A	38
EC561023	2	16	JG113407	6	58
FD211006	5	48	JG122028	2	102
JA113403	5	50	JG131001	2	64
JA541048	15	22	JG131001	7	66
JA541233	2	32	JG131821	5	78
JB181223	5	98	JG151022	17	82
JC101034	12	8	JG161008	12	82
JC151019	3	100	JG161010	1	68
JC151020	8	64	JG171029	20	28
JC181022	21	86	JG171086	10	40
JC181023	20	86	JG171601	8	40
JC201043	4	100	JG181235	3	106
JC201046	10	64	JG181236	2	106
JD131811	6	64	JG181238	2	98
JD131811	6	66	JG191008	4	48
JD171059	9	90	JG232601	9	48
JD191006	8	48	JG232606	10	48
JD351207	6	46	JG351005	13	44
JD401007	4	108	JG351019	6	44
JF113842	17	46	JG351020	12	44
JF131816	8	68	JG351400	8	4

Parts Index

Part Number	Figure No.	Page No.	Part Number	Figure No.	Page No.
JG401416	13	82	JG551015	5	30
JG401601	5	114	JG551017	4	30
JG511010	14	42	JG551020	6	14
JG511021	3	2	JG551020	19	14
JG511022	4	2	JG551021	21	14
JG511046	16	4	JG551021	26	14
JG511270	15	8	JG551022	11	14
JG531027	8	12	JG551025	13	14
JG531031	9	12	JG551026	12	14
JG531040	12	12	JG551027	2	14
JG531041	11	12	JG551028	1	14
JG531207	7	24	JG551213	5	14
JG531212	4	24	JG551214	8	14
JG531215	5	24	JG551215	22	14
JG531220	3	8	JG551216	13	12
JG541015	12	22	JG551220	9	14
JG541041	16	22	JG551222	18	14
JG541043	9	44	JG551223	20	14
JG541044	5	22	JG551224	23	14
JG541045	21	20	JG551225	25	14
JG541046	5	20	JG551227	10	14
JG541058	17	22	JG551228	16	14
JG541059	10	20	JG551423	14	34
JG541063	4	22	JG551427	2	34
JG541068	3	4	JG551428	4	34
JG541074	22	22	JG551443	10	34
JG541223	15	44	JG551451	11	34
JG541230	7	30	JG561008	12	16
JG541231	16	30	JG561009	17	20
JG551000	24	14	JG561010	4	16
JG551010	28	14	JG561011	1	16
JG551013	4	14	JG561012	7	16

Parts Index

Part Number	Figure No.	Page No.	Part Number	Figure No.	Page No.
JG561013	8	16	JG621412	3	44
JG561016	9	16	JG621413	2	44
JG561204	15	20	JG621417	4	44
JG561205	16	20	JL111054	4	50
JG561215	11	16	JL111078	6	52
JG561215	9	18	JL111092	7	50
JG561217	11	18	JL111093	8	50
JG561222	5	16	JL111103	2	52
JG561225	10	16	JL111221	1	52
JG561226	18	20	JL113012	3	56
JG561232	10	18	JL113033	20	56
JG571014	23	20	JL113033	7	80
JG571016	24	20	JL113036	5	56
JG581014	27	28	JL113038	21	56
JG581014	8	52	JL113201	9	60
JG581056	8B	38	JL113207	7	60
JG581056	9	38	JL113209	15	60
JG581407	11	36	JL113210	3	60
JG581424	10	36	JL113212	8	60
JG591038	3	42	JL113803	6	108
JG591070	9	42	JL113810	7	108
JG601005	6	24	JL113811	8	108
JG601012	13	24	JL113812	9	108
JG601209	8	28	JL113818	18	60
JG601211	18	28	JL113824	11	50
JG601230	28	28	JL113825	16a	114
JG601234	7	28	JL113830	3	40
JG601235	17	28	JL113832	17	94
JG601237	16	28	JL113836	21	46
JG611006	9	36	JL121001	15	84
JG611007	5	36	JL121005	1	84
JG611206	6	36	JL121008	13	84

Parts Index

Part Number	Figure No.	Page No.	Part Number	Figure No.	Page No.
JL122001	8	54	JL131803	3	78
JL122002	7	54	JL131804	1	70
JL122003	10	54	JL131805	5	70
JL122004	13	54	JL131806	2	70
JL122006	1	54	JL131807	4	70
JL122008	14	54	JL131811	8	58
JL122009	9	54	JL131812	9	58
JL122013	3	54	JL131825	8	70
JL122026	17	54	JL131830	7	70
JL131000	7	64	JL131832	5	70
JL131000	2	66	JL131834	1	78
JL131001	14	64	JL131841	22	78
JL131001	10	66	JL131877	19	78
JL131004	3	62	JL131878	23	78
JL131004	1	64	JL131918	8	68
JL131004	1	66	JL131924	2	72
JL131203	13	74	JL131929	1	72
JL131203	13	76	JL131928	3	80
JL131209	4	62	JL131930	16	74
JL131211	15	74	JL141000	2	74
JL131211	15	76	JL141000	2A	76
JL131216	5	74	JL141001	22	74
JL131216	5	76	JL141001	2	76
JL131218	16	76	JL151012	12	84
JL131220	6	78	JL151021	1	82
JL131225	7	74	JL151023	18	82
JL131225	7	76	JL151028	5	82
JL131226	11	74	JL151034	7	82
JL131226	11	76	JL151035	9	82
JL131232	6	74	JL151036	26	86
JL131232	6	76	JL151037	22	86
JL131802	12	68	JL151038	2A	82

Parts Index

Part Number	Figure No.	Page No.	Part Number	Figure No.	Page No.
JL161001	1	80	JL171854	9	40
JL161003	15	82	JL171856	1	92
JL161006	8	80	JL181008	1	106
JL161008	16	82	JL181017	8	88
JL161010	3	80	JL181019	1	88
JL161016	11	82	JL181203	6	106
JL161200	2	100	JL181205	1	102
JL161205	1	100	JL181209	11	58
JL171018	13	90	JL181214	10	96
JL171019	15	90	JL181221	12	58
JL171020	16	90	JL181224	15	54
JL171022	2	94	JL181225	16	54
JL171024	5	94	JL181232	6	88
JL171028	2	90	JL181235	19	86
JL171029	3	90	JL181235	17	106
JL171030	4	90	JL181236	14	106
JL171031	5	90	JL181237	16	106
JL171038	6	90	JL181241	4	98
JL171048	16	94	JL181247	5	106
JL171049	10	90	JL181249	15	106
JL171057	3	94	JL181253	7	102
JL171061	9	94	JL181256	3	28
JL171062	8	94	JL181256	22	46
JL171063	12	90	JL181257	23	106
JL171070	6	94	JL181263	26	106
JL171071	4	94	JL181283	22	106
JL171073	11	90	JL181307	1	104
JL171078	15	94	JL181405	14	58
JL171099	1	94	JL181464	3	58
JL171836	15	40	JL181468	17	58
JL171837	13	40	JL191001	1	48
JL171839	6	40	JL191004	7	48

Parts Index

Part Number	Figure No.	Page No.	Part Number	Figure No.	Page No.
JL191007	2	48	JL233318	13	126
JL231004	1	116	JL233319	3	124
JL231202	11	118	JL233320	4	124
JL231209	13	118	JL233321	3	124
JL231213	1	118	JL233322	4	124
JL231214	2	118	JL233323	3	124
JL231404	3	118	JL233325	3	124
JL231405	4	118	JL351218	3	46
JL231600	23	82	JL351250	9	46
JL231601	22	82	JL351252	8	46
JL232604	12	48	JL351600	1	44
JL232605	18	82	JL351802	7	22
JL232605	7	90	JL401002	1	108
JL232805	19	108	JL401002	1	110
JL232808	10	108	JL401003	7	110
JL233002	11	126	JL401004	6	110
JL233015	9	32	JL401005	4	110
JL233019	21	54	JL401006	5	110
JL233020	20	54	JL401016	22	108
JL233076	5	52	JL401018	9	106
JL233255	7	126	JL401400	20	82
JL233256	8	126	JL401403	19	82
JL233269	7	126	JL401405	21	82
JL233270	8	126	JL401406	5	80
JL233293	4	124	JL401801	16	114
JL233298	7	126	JL401805	2	114
JL233299	8	126	JL402003	1	46
JL233305	4	124	JL402005	4	114
JL233310	7	126	JL402232	1	112
JL233311	8	126	JL402234	1	112
JL233314	12	126	JL402410	1	98
JL233316	10	126	JL402411	1	98

Parts Index

Part Number	Figure No.	Page No.	Part Number	Figure No.	Page No.
JL403000	1	114	JL541231	20	30
JL403001	10	114	JL541238	10	32
JL403200	12	114	JL551407	12	34
JL501066	1	20	JL561205	1	18
JL501078	1	20	JL561206	2	18
JL511009	5	4	JL561409	6	18
JL511010	1	6	JL561410	12	18
JL511011	2	6	JL581039	3	36
JL511022	2	4	JL581055	10	38
JL511029	14	4	JL581093	28	20
JL511041	1	2	JL581098	1	38
JL511042	2	2	JL581106	7A	38
JL511112	9	4	JL591075	8	42
JL511205	7	6	JL591156	6	42
JL511219	9	4	JL591157	5	42
JL511220	6	8	JL591157	7	42
JL511221	5	8	JL591165	12	42
JL511222	7	8	JL591196	1	42
JL511241	1	8	JL591235	2	42
JL511249	7	6	JL591240	1	42
JL511250	5	8	JL601000	6	28
JL511254	10	6	JL601005	12	24
JL521002	4	10	JL601010	6	20
JL531203	3	24	JL601210	1	28
JL531205	7	20	JL601212	11	28
JL531205	1	24	JL601214	24	28
JL541203	7	32	JL601215	19	28
JL541207	12	30	JL601216	30	28
JL541208	5	32	JL601219	10	28
JL541222	18	30	JL601220	9	28
JL541227	8	30	JL601227	23	28
JL541230	19	30	JL601228	12	28

Parts Index

Part Number	Figure No.	Page No.	Part Number	Figure No.	Page No.
JL601231	4	28	JY402235	7	92
JL601234	15	28	JY403604	15	46
JL601235	21	28	JY551402	17	44
JL601237	13	4	JY571030	14	22
JN351604	8	114	JY581028	8	38
JU131801	9	66	JZ113061	23	56
JU131802	23	76	JZ171055	2	40
JU231205	13	50	JZ403601	14	60
JU231205	10	118	KACA0520	5	58
JU231207	9	118	KACA0612	23	46
JU232800	17	108	KACA0830	10	58
JU401802	18	114	KACB0514	6	98
JU401803	15	114	KACD0516	8	90
JU531021	4	12	KACH0835	18	106
JU541005	13	20	KADA0510	12	108
JU551401	6	30	KADA0512	14	94
JU571000	1	26	KADA0612	4	40
JU581006	2	36	KADA0622	11	48
JW171015	31	28	KADA0630	14	38
JY113842	14	40	KADA0630	11	42
JY113864	17	112	KADA0630	14	46
JY113872	12	112	KADA0635	10	42
JY113873	13	112	KADA0814	7	114
JY113874	16	112	KADB0516	13	60
JY113877	15	112	KADB0516	10	94
JY171007	14	112	KADE0614	7	58
JY171069	5	40	KADE0614	5	96
JY171070	11	40	KADE0614	10	106
JY171077	1	40	KADE0820	14	90
JY171090	7	40	KADF0608	9	52
JY171825	17	40	KADF0612	4	104
JY181255	2	104	KADF0616	22	28

Parts Index

Part Number	Figure No.	Page No.	Part Number	Figure No.	Page No.
KADF0680	5	104	KBUA0620	3	104
KADF0812	5	60	KBUA0630	3	38
KADQ0606	17	24	KBUB0512	2	88
KADQ0620	13	8	KBUB0516	13	94
KADQ0625	1a	44	KBUC0625	16	46
KADQ0630	14	30	KCAA0504	3	98
KADQ0630	6	32	KCGA0606	18	112
KADQ0640	20	22	KCGD0606	5	108
KADQ0645	8	32	KDAA0611	11	106
KAeA0608	6	80	KDAA1018	15	50
KAEA0610	12	50	KDBA0512	7	106
KAEA0622	12	72	KDBE0613	16	50
KAEA0622	5	112	KDBE0613	6	118
KAED0608	7	72	KDDB0408	12	64
KAED0612	6	72	KEAB1010	2	26
KAED0625	6	112	KEBA3715	9	22
KAED0835	29	20	KJAC1824	11	4
KAEM0610	13	38	KPAC6005	8	74
KAEQ0616	26	20	KPBC6202	3	64
KAEQ0620	15	4	KPBC6202	3	66
KAEQ0620	14	24	KPBC6202	3	74
KAEQ0630	3	38	KPBC6202	4	76
KAET0610	12	56	KPBC6302	4	74
KBBA0408	13	64	KPBC6302	3	76
KBBA0512	24	78	LAA00019	10	74
KBBA0514	3	108	LAA00019	10	76
KBBF0408	8	112	LAC00019	2	54
KBBG0612	18	22	LAC00020	4	82
KBUA0516	12	106	LAC00022	12	94
KBUA0612	4	88	LAC00024	6	16
KBUA0612	6	96	LAC00035	8	96
KBUA0616	27	106	LAC00035	5	118

Parts Index

Part Number	Figure No.	Page No.	Part Number	Figure No.	Page No.
LAC00036	6	102	LCG00006	17	4
LAC00045	6	56	LCJ00002	16	64
LAC00046	8	56	LCJ00002	12	66
LAC00048	7	118	LCJ00002	19	74
LAC00049	10	50	LCJ00002	19	76
LAC00049	8	118	LDA00008	4	4
LAC00054	8	102	LDB00007	7	98
LAC00063	7	94	LDB00010	8	44
LAD00037	13	68	LDB00020	3	30
LAD00040	25	28	LDB00023	13	58
LAD00077	4	20	LDB00029	15	64
LAD00081	21	22	LDB00029	11	66
LAD00134	6	60	LDB00029	18	74
LAD00135	4	60	LDB00029	18	76
LAD00154	3	92	LDC00001	14	50
LAE00010	16	44	LDH00002	14	12
LAE00014	2	22	LEB00001	27	20
LAE00016	11	6	LJA00004	14a	22
LAE00017	31	14	LJA00005	13	28
LAE00018	4	26	PA181292	25	106
LAE00021	5	72	PA181293	24	106
LAE00041	14	28	PA402207	11	114
LBB00006	12	20	PD151006	3	52
LBC00002	4	36	PD401014	21	106
LBR00002	8	106	YJL04004	6	70
LBS00002	4	106	YJL04005	11	78
LBU00009	18	108	YJL04006	12	78
LBU00012	24	82			
LCA00008	21	108			
LCA00009	12	74			
LCA00009	12	76			
LCD00001	10	12			